



See a Social Security Number? Say Something!
Report Privacy Problems to <https://public.resource.org/privacy>
Or call the IRS Identity Theft Hotline at 1-800-908-4490



Return of Private Foundation

or Section 4947(a)(1) Trust Treated as Private Foundation

▶ Do not enter Social Security numbers on this form as it may be made public.

▶ Information about Form 990-PF and its separate instructions is at www.irs.gov/form990pf.

Open to Public Inspection

Department of the Treasury
Internal Revenue Service

For calendar year 2013 or tax year beginning , 2013, and ending , 20

Name of foundation HJW FOUNDATION	A Employer identification number 23-3012622
Number and street (or P O box number if mail is not delivered to street address) 1601 CONNECTICUT AVENUE, NW SUITE 802	Room/suite
B Telephone number (see instructions) (202) 232-4418	

City or town, state or province, country, and ZIP or foreign postal code
WASHINGTON, DC 20009

G Check all that apply

<input type="checkbox"/> Initial return	<input type="checkbox"/> Initial return of a former public charity
<input checked="" type="checkbox"/> Final return	<input type="checkbox"/> Amended return
<input type="checkbox"/> Address change	<input type="checkbox"/> Name change

H Check type of organization Section 501(c)(3) exempt private foundation
 Section 4947(a)(1) nonexempt charitable trust Other taxable private foundation

I Fair market value of all assets at end of year (from Part II, col (c), line 16) ▶ \$

J Accounting method Cash Accrual
 Other (specify) _____
 (Part I, column (d) must be on cash basis)

C If exemption application is pending, check here

D 1 Foreign organizations, check here
 2 Foreign organizations meeting the 85% test, check here and attach computation


E If private foundation status was terminated under section 507(b)(1)(A), check here

F If the foundation is in a 60-month termination under section 507(b)(1)(B), check here

Part I Analysis of Revenue and Expenses (The total of amounts in columns (b), (c), and (d) may not necessarily equal the amounts in column (a) (see instructions))

	(a) Revenue and expenses per books	(b) Net investment income	(c) Adjusted net income	(d) Disbursements for charitable purposes (cash basis only)
1 Contributions, gifts, grants, etc., received (attach schedule)				
2 Check <input type="checkbox"/> if the foundation is not required to attach Sch B				
3 Interest on savings and temporary cash investments	1,997.	1,997.		ATCH 1
4 Dividends and interest from securities	2,902,710.	2,884,973.		ATCH 2
5a Gross rents				
b Net rental income or (loss)				
6a Net gain or (loss) from sale of assets not on line 10	16,574,147.			
b Gross sales price for all assets on line 6a	75,159,683.			
7 Capital gain net income (from Part IV, line 2)		16,133,596.		
8 Net short-term capital gain				
9 Income modifications				
10 a Gross sales less returns and allowances				
b Less Cost of goods sold				
c Gross profit or (loss) (attach schedule)				
11 Other income (attach schedule) ATCH 3	-69,726.	-72,910.		
12 Total. Add lines 1 through 11	19,409,128.	18,947,656.		
13 Compensation of officers, directors, trustees, etc	0			
14 Other employee salaries and wages				
15 Pension plans, employee benefits				
16a Legal fees (attach schedule) ATCH 4	110,117.			110,117.
b Accounting fees (attach schedule)				
c Other professional fees (attach schedule)	493,373.			493,373.
17 Interest . ATCH 6	19,394.	9,033.		
18 Taxes (attach schedule) (see instructions) ATCH 7	114,721.	87,119.		14,563.
19 Depreciation (attach schedule) and depletion				
20 Occupancy				
21 Travel, conferences, and meetings	89,824.			89,824.
22 Printing and publications				
23 Other expenses (attach schedule) ATCH 8	325,084.	264,524.		60,231.
24 Total operating and administrative expenses				
25 Add lines 13 through 23	1,152,513.	360,676.		768,108.
26 Contributions, gifts, grants	36,864,445.			36,864,445.
26 Total expenses and disbursements: Add lines 24 and 25	38,016,958.	360,676.		37,632,553.
27 Subtract line 26 from line 12	-18,607,830.			
a Excess of revenue over expenses and disbursements		18,586,980.		
b Net investment income (if negative, enter -0-)				
c Adjusted net income (if negative, enter -0-)				

SCANNED OCT 01 2014



G14 3

Part II Balance Sheets		Attached schedules and amounts in the description column should be for end-of-year amounts only (See instructions)		Beginning of year	End of year	
		(a) Book Value	(b) Book Value	(c) Fair Market Value		
Assets	1	Cash - non-interest-bearing		230,896.		
	2	Savings and temporary cash investments		3,768,853.		
	3	Accounts receivable ▶ Less allowance for doubtful accounts ▶				
	4	Pledges receivable ▶ Less allowance for doubtful accounts ▶				
	5	Grants receivable				
	6	Receivables due from officers, directors, trustees, and other disqualified persons (attach schedule) (see instructions)				
	7	Other notes and loans receivable (attach schedule) ▶ Less allowance for doubtful accounts ▶				
	8	Inventories for sale or use				
	9	Prepaid expenses and deferred charges				
	10 a	Investments - U S and state government obligations (attach schedule) **		144,129,322.		
	b	Investments - corporate stock (attach schedule) ATCH 10		83,340,534.		
	c	Investments - corporate bonds (attach schedule) ATCH 11		723,061.		
	11	Investments - land, buildings, and equipment basis Less accumulated depreciation (attach schedule) ▶				
	12	Investments - mortgage loans				
	13	Investments - other (attach schedule) ATCH 12		50,413,729.		
	14	Land, buildings, and equipment basis Less accumulated depreciation (attach schedule) ▶		19,911,211.		
15	Other assets (describe ▶)					
16	Total assets (to be completed by all filers - see the instructions Also, see page 1, item I)		302,517,606.	0	0	
Liabilities	17	Accounts payable and accrued expenses				
	18	Grants payable				
	19	Deferred revenue				
	20	Loans from officers, directors, trustees, and other disqualified persons				
	21	Mortgages and other notes payable (attach schedule)				
	22	Other liabilities (describe ▶)				
23	Total liabilities (add lines 17 through 22)		0	0		
Net Assets or Fund Balances	Foundations that follow SFAS 117, check here ▶ <input type="checkbox"/>			and complete lines 24 through 26 and lines 30 and 31.		
	24	Unrestricted				
	25	Temporarily restricted				
	26	Permanently restricted				
	Foundations that do not follow SFAS 117, . . . ▶ <input checked="" type="checkbox"/>			check here and complete lines 27 through 31.		
	27	Capital stock, trust principal, or current funds				
	28	Paid-in or capital surplus, or land, bldg, and equipment fund				
29	Retained earnings, accumulated income, endowment, or other funds		302,517,606.			
30	Total net assets or fund balances (see instructions)		302,517,606.	0		
31	Total liabilities and net assets/fund balances (see instructions)		302,517,606.	0		

Part III Analysis of Changes in Net Assets or Fund Balances			
1	Total net assets or fund balances at beginning of year - Part II, column (a), line 30 (must agree with end-of-year figure reported on prior year's return)	1	302,517,606.
2	Enter amount from Part I, line 27a	2	-18,607,830.
3	Other increases not included in line 2 (itemize) ▶	3	
4	Add lines 1, 2, and 3	4	283,909,776.
5	Decreases not included in line 2 (itemize) ▶ ATCH 13	5	283,909,776.
6	Total net assets or fund balances at end of year (line 4 minus line 5) - Part II, column (b), line 30	6	

**ATCH 9

Part IV Capital Gains and Losses for Tax on Investment Income

(a) List and describe the kind(s) of property sold (e.g., real estate, 2-story brick warehouse, or common stock, 200 shs MLC Co)		(b) How acquired P - Purchase D - Donation	(c) Date acquired (mo, day, yr)	(d) Date sold (mo, day, yr)
1a	SEE PART IV SCHEDULE			
b				
c				
d				
e				
(e) Gross sales price	(f) Depreciation allowed (or allowable)	(g) Cost or other basis plus expense of sale	(h) Gain or (loss) (e) plus (f) minus (g)	
a				
b				
c				
d				
e				
Complete only for assets showing gain in column (h) and owned by the foundation on 12/31/69			(i) Gains (Col (h) gain minus col (k), but not less than -0-) or Losses (from col (h))	
(i) F M V as of 12/31/69	(j) Adjusted basis as of 12/31/69	(k) Excess of col (i) over col (j), if any		
a				
b				
c				
d				
e				
2	Capital gain net income or (net capital loss)	{ If gain, also enter in Part I, line 7 If (loss), enter -0- in Part I, line 7 }	2	16,133,596.
3	Net short-term capital gain or (loss) as defined in sections 1222(5) and (6) If gain, also enter in Part I, line 8, column (c) (see instructions) If (loss), enter -0- in Part I, line 8	{ }	3	0

Part V Qualification Under Section 4940(e) for Reduced Tax on Net Investment Income

(For optional use by domestic private foundations subject to the section 4940(a) tax on net investment income)

If section 4940(d)(2) applies, leave this part blank

Was the foundation liable for the section 4942 tax on the distributable amount of any year in the base period? Yes No
 If "Yes," the foundation does not qualify under section 4940(e) Do not complete this part

1 Enter the appropriate amount in each column for each year, see the instructions before making any entries

(a) Base period years Calendar year (or tax year beginning in)	(b) Adjusted qualifying distributions	(c) Net value of noncharitable-use assets	(d) Distribution ratio (col (b) divided by col (c))
2012	10,210,098.	302,986,695.	0.033698
2011	12,790,747.	252,999,779.	0.050556
2010	19,761,246.	94,608,465.	0.208874
2009	9,931,507.	115,517,471.	0.085974
2008	28,817,084.	163,549,232.	0.176198
2	Total of line 1, column (d)		2 0.555300
3	Average distribution ratio for the 5-year base period - divide the total on line 2 by 5, or by the number of years the foundation has been in existence if less than 5 years		3 0.111060
4	Enter the net value of noncharitable-use assets for 2013 from Part X, line 5		4 250,307,607.
5	Multiply line 4 by line 3		5 27,799,163.
6	Enter 1% of net investment income (1% of Part I, line 27b)		6 185,870.
7	Add lines 5 and 6		7 27,985,033.
8	Enter qualifying distributions from Part XII, line 4 If line 8 is equal to or greater than line 7, check the box in Part VI, line 1b, and complete that part using a 1% tax rate See the Part VI instructions		8 37,632,553.

Part VI Excise Tax Based on Investment Income (Section 4940(a), 4940(b), 4940(e), or 4948 - see instructions)

1 a	Exempt operating foundations described in section 4940(d)(2), check here <input type="checkbox"/> and enter "N/A" on line 1 Date of ruling or determination letter _____ (attach copy of letter if necessary - see instructions)		
b	Domestic foundations that meet the section 4940(e) requirements in Part V, check here <input checked="" type="checkbox"/> and enter 1% of Part I, line 27b	1	185,870.
c	All other domestic foundations enter 2% of line 27b. Exempt foreign organizations enter 4% of Part I, line 12, col (b)		
2	Tax under section 511 (domestic section 4947(a)(1) trusts and taxable foundations only. Others enter -0-)	2	
3	Add lines 1 and 2	3	185,870.
4	Subtitle A (income) tax (domestic section 4947(a)(1) trusts and taxable foundations only. Others enter -0-)	4	0
5	Tax based on investment income. Subtract line 4 from line 3. If zero or less, enter -0-	5	185,870.
6	Credits/Payments		
a	2013 estimated tax payments and 2012 overpayment credited to 2013	6a	470,969.
b	Exempt foreign organizations - tax withheld at source	6b	
c	Tax paid with application for extension of time to file (Form 8868)	6c	
d	Backup withholding erroneously withheld	6d	
7	Total credits and payments. Add lines 6a through 6d	7	470,969.
8	Enter any penalty for underpayment of estimated tax. Check here <input type="checkbox"/> if Form 2220 is attached	8	
9	Tax due. If the total of lines 5 and 8 is more than line 7, enter amount owed	9	
10	Overpayment. If line 7 is more than the total of lines 5 and 8, enter the amount overpaid	10	285,099.
11	Enter the amount of line 10 to be Credited to 2014 estimated tax <input type="checkbox"/> 0 Refunded <input checked="" type="checkbox"/> 11	11	285,099.

Part VII-A Statements Regarding Activities

	Yes	No
1 a		X
b		X
c		X
d		
e		
2		X
3		X
4 a	X	
4 b	X	
5	X	
6	X	
7	X	
8 a		
8 b	X	
9		X
10		X

Part VII-A Statements Regarding Activities (continued)

11	At any time during the year, did the foundation, directly or indirectly, own a controlled entity within the meaning of section 512(b)(13)? If "Yes," attach schedule (see instructions).			X
12	Did the foundation make a distribution to a donor advised fund over which the foundation or a disqualified person had advisory privileges? If "Yes," attach statement (see instructions).			X
13	Did the foundation comply with the public inspection requirements for its annual returns and exemption application? Website address <input type="checkbox"/> N/A	X		
14	The books are in care of <input type="checkbox"/> MOLLY MCUSIC Telephone no <input type="checkbox"/> 202-232-4418 Located at <input type="checkbox"/> 1601 CONNECTICUT AVENUE NW, SUITE 802 WASHINGTON, DC ZIP+4 <input type="checkbox"/> 20009			
15	Section 4947(a)(1) nonexempt charitable trusts filing Form 990-PF in lieu of Form 1041 - Check here <input type="checkbox"/> and enter the amount of tax-exempt interest received or accrued during the year <input type="checkbox"/> 15			
16	At any time during calendar year 2013, did the foundation have an interest in or a signature or other authority over a bank, securities, or other financial account in a foreign country? See the instructions for exceptions and filing requirements for Form TD F 90-22.1 If "Yes," enter the name of the foreign country <input type="checkbox"/> ATCH 15		X	No

Part VII-B Statements Regarding Activities for Which Form 4720 May Be Required

File Form 4720 if any item is checked in the "Yes" column, unless an exception applies.

	Yes	No
1a During the year did the foundation (either directly or indirectly)		
(1) Engage in the sale or exchange, or leasing of property with a disqualified person? <input type="checkbox"/> Yes <input checked="" type="checkbox"/> No		
(2) Borrow money from, lend money to, or otherwise extend credit to (or accept it from) a disqualified person? <input type="checkbox"/> Yes <input checked="" type="checkbox"/> No		
(3) Furnish goods, services, or facilities to (or accept them from) a disqualified person? <input type="checkbox"/> Yes <input checked="" type="checkbox"/> No		
(4) Pay compensation to, or pay or reimburse the expenses of, a disqualified person? <input type="checkbox"/> Yes <input checked="" type="checkbox"/> No		
(5) Transfer any income or assets to a disqualified person (or make any of either available for the benefit or use of a disqualified person)? <input type="checkbox"/> Yes <input checked="" type="checkbox"/> No		
(6) Agree to pay money or property to a government official? (Exception. Check "No" if the foundation agreed to make a grant to or to employ the official for a period after termination of government service, if terminating within 90 days) <input type="checkbox"/> Yes <input checked="" type="checkbox"/> No		
b If any answer is "Yes" to 1a(1)-(6), did any of the acts fail to qualify under the exceptions described in Regulations section 53.4941(d)-3 or in a current notice regarding disaster assistance (see instructions)? <input type="checkbox"/> Organizations relying on a current notice regarding disaster assistance check here <input type="checkbox"/>	1b	X
c Did the foundation engage in a prior year in any of the acts described in 1a, other than excepted acts, that were not corrected before the first day of the tax year beginning in 2013? <input type="checkbox"/>	1c	X
2 Taxes on failure to distribute income (section 4942) (does not apply for years the foundation was a private operating foundation defined in section 4942(j)(3) or 4942(j)(5))		
a At the end of tax year 2013, did the foundation have any undistributed income (lines 6d and 6e, Part XIII) for tax year(s) beginning before 2013? <input type="checkbox"/> Yes <input checked="" type="checkbox"/> No If "Yes," list the years <input type="checkbox"/>		
b Are there any years listed in 2a for which the foundation is not applying the provisions of section 4942(a)(2) (relating to incorrect valuation of assets) to the year's undistributed income? (If applying section 4942(a)(2) to all years listed, answer "No" and attach statement - see instructions) <input type="checkbox"/>	2b	X
c If the provisions of section 4942(a)(2) are being applied to any of the years listed in 2a, list the years here <input type="checkbox"/>		
3a Did the foundation hold more than a 2% direct or indirect interest in any business enterprise at any time during the year? <input type="checkbox"/> Yes <input checked="" type="checkbox"/> No		
b If "Yes," did it have excess business holdings in 2013 as a result of (1) any purchase by the foundation or disqualified persons after May 26, 1969, (2) the lapse of the 5-year period (or longer period approved by the Commissioner under section 4943(c)(7)) to dispose of holdings acquired by gift or bequest, or (3) the lapse of the 10-, 15-, or 20-year first phase holding period? (Use Schedule C, Form 4720, to determine if the foundation had excess business holdings in 2013) <input type="checkbox"/>	3b	
4a Did the foundation invest during the year any amount in a manner that would jeopardize its charitable purposes? <input type="checkbox"/>	4a	X
b Did the foundation make any investment in a prior year (but after December 31, 1969) that could jeopardize its charitable purpose that had not been removed from jeopardy before the first day of the tax year beginning in 2013? <input type="checkbox"/>	4b	X

Part VII-B Statements Regarding Activities for Which Form 4720 May Be Required (continued)

5a During the year did the foundation pay or incur any amount to

(1) Carry on propaganda, or otherwise attempt to influence legislation (section 4945(e))? Yes No

(2) Influence the outcome of any specific public election (see section 4955), or to carry on, directly or indirectly, any voter registration drive? Yes No

(3) Provide a grant to an individual for travel, study, or other similar purposes? Yes No

(4) Provide a grant to an organization other than a charitable, etc., organization described in section 509(a)(1), (2), or (3), or section 4940(d)(2)? (see instructions) Yes No

(5) Provide for any purpose other than religious, charitable, scientific, literary, or educational purposes, or for the prevention of cruelty to children or animals? Yes No

b If any answer is "Yes" to 5a(1)-(5), did any of the transactions fail to qualify under the exceptions described in Regulations section 53.4945 or in a current notice regarding disaster assistance (see instructions)? **5b** X

Organizations relying on a current notice regarding disaster assistance check here

c If the answer is "Yes" to question 5a(4), does the foundation claim exemption from the tax because it maintained expenditure responsibility for the grant? Yes No

If "Yes," attach the statement required by Regulations section 53.4945-5(d)

6a Did the foundation, during the year, receive any funds, directly or indirectly, to pay premiums on a personal benefit contract? Yes No

b Did the foundation, during the year, pay premiums, directly or indirectly, on a personal benefit contract? Yes No **6b** X

If "Yes" to 6b, file Form 8870

7a At any time during the tax year, was the foundation a party to a prohibited tax shelter transaction? Yes No

b If "Yes," did the foundation receive any proceeds or have any net income attributable to the transaction? Yes No **7b** X

Part VIII Information About Officers, Directors, Trustees, Foundation Managers, Highly Paid Employees, and Contractors

1 List all officers, directors, trustees, foundation managers and their compensation (see instructions).

(a) Name and address	(b) Title, and average hours per week devoted to position	(c) Compensation (If not paid, enter -0-)	(d) Contributions to employee benefit plans and deferred compensation	(e) Expense account, other allowances
ATCH 16		0	0	0

2 Compensation of five highest-paid employees (other than those included on line 1 - see instructions). If none, enter "NONE."

(a) Name and address of each employee paid more than \$50,000	(b) Title, and average hours per week devoted to position	(c) Compensation	(d) Contributions to employee benefit plans and deferred compensation	(e) Expense account, other allowances

Total number of other employees paid over \$50,000 0

Part VIII Information About Officers, Directors, Trustees, Foundation Managers, Highly Paid Employees, and Contractors (continued)

3 Five highest-paid independent contractors for professional services (see instructions). If none, enter "NONE."

(a) Name and address of each person paid more than \$50,000	(b) Type of service	(c) Compensation
ATCH 17		216,177.

Total number of others receiving over \$50,000 for professional services ▶		0

Part IX-A Summary of Direct Charitable Activities

List the foundation's four largest direct charitable activities during the tax year. Include relevant statistical information such as the number of organizations and other beneficiaries served, conferences convened, research papers produced, etc.

	Expenses
1 CONSERVATION OF LAND IN ROMANIA	677,493.
2	
3	
4	

Part IX-B Summary of Program-Related Investments (see instructions)

Describe the two largest program-related investments made by the foundation during the tax year on lines 1 and 2

	Amount
1 NONE	
2	
All other program-related investments See instructions	
3 NONE	
Total. Add lines 1 through 3 ▶	

Part X Minimum Investment Return (All domestic foundations must complete this part. Foreign foundations, see instructions.)

1	Fair market value of assets not used (or held for use) directly in carrying out charitable, etc., purposes		
a	Average monthly fair market value of securities	1a	252,536,520.
b	Average of monthly cash balances	1b	1,582,878.
c	Fair market value of all other assets (see instructions)	1c	
d	Total (add lines 1a, b, and c)	1d	254,119,398.
e	Reduction claimed for blockage or other factors reported on lines 1a and 1c (attach detailed explanation)	1e	
2	Acquisition indebtedness applicable to line 1 assets	2	
3	Subtract line 2 from line 1d	3	254,119,398.
4	Cash deemed held for charitable activities. Enter 1 1/2% of line 3 (for greater amount, see instructions)	4	3,811,791.
5	Net value of noncharitable-use assets. Subtract line 4 from line 3. Enter here and on Part V, line 4.	5	250,307,607.
6	Minimum investment return. Enter 5% of line 5	6	12,515,380.

Part XI Distributable Amount (see instructions) (Section 4942(j)(3) and (j)(5) private operating foundations and certain foreign organizations check here and do not complete this part.)

1	Minimum investment return from Part X, line 6	1	12,515,380.
2a	Tax on investment income for 2013 from Part VI, line 5	2a	185,870.
b	Income tax for 2013 (This does not include the tax from Part VI)	2b	
c	Add lines 2a and 2b	2c	185,870.
3	Distributable amount before adjustments. Subtract line 2c from line 1.	3	12,329,510.
4	Recoveries of amounts treated as qualifying distributions	4	
5	Add lines 3 and 4	5	12,329,510.
6	Deduction from distributable amount (see instructions)	6	
7	Distributable amount as adjusted. Subtract line 6 from line 5. Enter here and on Part XIII, line 1.	7	12,329,510.

Part XII Qualifying Distributions (see instructions)

1	Amounts paid (including administrative expenses) to accomplish charitable, etc., purposes		
a	Expenses, contributions, gifts, etc. - total from Part I, column (d), line 26	1a	37,632,553.
b	Program-related investments - total from Part IX-B	1b	
2	Amounts paid to acquire assets used (or held for use) directly in carrying out charitable, etc., purposes	2	
3	Amounts set aside for specific charitable projects that satisfy the		
a	Suitability test (prior IRS approval required)	3a	
b	Cash distribution test (attach the required schedule)	3b	
4	Qualifying distributions. Add lines 1a through 3b. Enter here and on Part V, line 8, and Part XIII, line 4.	4	37,632,553.
5	Foundations that qualify under section 4940(e) for the reduced rate of tax on net investment income. Enter 1% of Part I, line 27b (see instructions)	5	185,870.
6	Adjusted qualifying distributions. Subtract line 5 from line 4.	6	37,446,683.

Note. The amount on line 6 will be used in Part V, column (b), in subsequent years when calculating whether the foundation qualifies for the section 4940(e) reduction of tax in those years.

Part XIII Undistributed Income (see instructions)

	(a) Corpus	(b) Years prior to 2012	(c) 2012	(d) 2013
1 Distributable amount for 2013 from Part XI, line 7				12,329,510.
2 Undistributed income, if any, as of the end of 2013				
a Enter amount for 2012 only				
b Total for prior years 20 <u>11</u> , 20 <u>10</u> , 20 <u>09</u>				
3 Excess distributions carryover, if any, to 2013				
a From 2008	20,785,836.			
b From 2009	4,168,322.			
c From 2010	15,067,089.			
d From 2011	285,801.			
e From 2012				
f Total of lines 3a through e	40,307,048.			
4 Qualifying distributions for 2013 from Part XII, line 4 ▶ \$ <u>37,632,553.</u>				
a Applied to 2012, but not more than line 2a				
b Applied to undistributed income of prior years (Election required - see instructions).				
c Treated as distributions out of corpus (Election required - see instructions)				
d Applied to 2013 distributable amount				12,329,510.
e Remaining amount distributed out of corpus	25,303,043.			
5 Excess distributions carryover applied to 2013 (If an amount appears in column (d), the same amount must be shown in column (a))				
6 Enter the net total of each column as indicated below:				
a Corpus Add lines 3f, 4c, and 4e Subtract line 5	65,610,091.			
b Prior years' undistributed income Subtract line 4b from line 2b				
c Enter the amount of prior years' undistributed income for which a notice of deficiency has been issued, or on which the section 4942(a) tax has been previously assessed				
d Subtract line 6c from line 6b Taxable amount - see instructions				
e Undistributed income for 2012 Subtract line 4a from line 2a Taxable amount - see instructions				
f Undistributed income for 2013 Subtract lines 4d and 5 from line 1 This amount must be distributed in 2014				
7 Amounts treated as distributions out of corpus to satisfy requirements imposed by section 170(b)(1)(F) or 4942(g)(3) (see instructions)				
8 Excess distributions carryover from 2008 not applied on line 5 or line 7 (see instructions)	20,785,836.			
9 Excess distributions carryover to 2014. Subtract lines 7 and 8 from line 6a	44,824,255.			
10 Analysis of line 9				
a Excess from 2009	4,168,322.			
b Excess from 2010	15,067,089.			
c Excess from 2011	285,801.			
d Excess from 2012				
e Excess from 2013	25,303,043.			

Part XIV Private Operating Foundations (see instructions and Part VII-A, question 9)

NOT APPLICABLE

1 a If the foundation has received a ruling or determination letter that it is a private operating foundation, and the ruling is effective for 2013, enter the date of the ruling ▶

b Check box to indicate whether the foundation is a private operating foundation described in section 4942(j)(3) or 4942(j)(5)

	Tax year	Prior 3 years			(e) Total
	(a) 2013	(b) 2012	(c) 2011	(d) 2010	
2 a Enter the lesser of the adjusted net income from Part I or the minimum investment return from Part X for each year listed					
b 85% of line 2a					
c Qualifying distributions from Part XII, line 4 for each year listed					
d Amounts included in line 2c not used directly for active conduct of exempt activities					
e Qualifying distributions made directly for active conduct of exempt activities Subtract line 2d from line 2c					
3 Complete 3a, b, or c for the alternative test relied upon					
a "Assets" alternative test - enter					
(1) Value of all assets					
(2) Value of assets qualifying under section 4942(j)(3)(B)(i)					
b "Endowment" alternative test - enter 2/3 of minimum investment return shown in Part X, line 6 for each year listed					
c "Support" alternative test - enter					
(1) Total support other than gross investment income (interest, dividends, rents, payments on securities loans (section 512(a)(5)), or royalties)					
(2) Support from general public and 5 or more exempt organizations as provided in section 4942(j)(3)(B)(iii)					
(3) Largest amount of support from an exempt organization					
(4) Gross investment income					

Part XV Supplementary Information (Complete this part only if the foundation had \$5,000 or more in assets at any time during the year - see instructions.)

1 Information Regarding Foundation Managers:

a List any managers of the foundation who have contributed more than 2% of the total contributions received by the foundation before the close of any tax year (but only if they have contributed more than \$5,000) (See section 507(d)(2))

HANSJOERG WYSS

b List any managers of the foundation who own 10% or more of the stock of a corporation (or an equally large portion of the ownership of a partnership or other entity) of which the foundation has a 10% or greater interest

N/A

2 Information Regarding Contribution, Grant, Gift, Loan, Scholarship, etc., Programs:

Check here if the foundation only makes contributions to preselected charitable organizations and does not accept unsolicited requests for funds If the foundation makes gifts, grants, etc (see instructions) to individuals or organizations under other conditions, complete items 2a, b, c, and d

a The name, address, and telephone number or e-mail address of the person to whom applications should be addressed

b The form in which applications should be submitted and information and materials they should include

c Any submission deadlines

d Any restrictions or limitations on awards, such as by geographical areas, charitable fields, kinds of institutions, or other factors

Part XV Supplementary Information (continued)

3 Grants and Contributions Paid During the Year or Approved for Future Payment

Recipient	If recipient is an individual, show any relationship to any foundation manager or substantial contributor	Foundation status of recipient	Purpose of grant or contribution	Amount
Name and address (home or business)				
<p>a Paid during the year SEE ATTACHED SCHEDULE</p>				36,864,445.
Total				▶ 3a 36,864,445.
b Approved for future payment				
Total				▶ 3b

**FORM 990-PF - PART IV
CAPITAL GAINS AND LOSSES FOR TAX ON INVESTMENT INCOME**

Kind of Property		Description				P or D	Date acquired	Date sold
Gross sale price less expenses of sale	Depreciation allowed/ allowable	Cost or other basis	FMV as of 12/31/69	Adj basis as of 12/31/69	Excess of FMV over adj basis		Gain or (loss)	
		TOTAL SHORT-TERM COMMON TRUST FUND AND PARTNERSHIP, S CORPORATION, AND OTHER ESTATES OR TRUST GAIN OR LOSS					1,034,168.	
		TOTAL LONG-TERM COMMON TRUST FUND AND PARTNERSHIP, S CORPORATION, AND OTHER ESTATES OR TRUST GAIN OR LOSS					3,388,894.	
27,431.		21,863.				P 01/31/2013	5,568.	
31887489.		27296362.				P 06/19/2013	4,591,127.	
20390587.		14663592.				P 06/19/2012	5,726,995.	
8,322,000.		8,322,119.				P	-119.	
9,068,618.		8,209,406.				P	859,212.	
533,291.		512,693.				P	20,598.	
52.		52.				P		07/22/2013
99,992.						P	99,992.	
407,161.						P	407,161.	
TOTAL GAIN (LOSS)							<u>16133596.</u>	

FORM 990PF, PART I - INTEREST ON TEMPORARY CASH INVESTMENTS

<u>DESCRIPTION</u>	<u>REVENUE AND EXPENSES PER BOOKS</u>	<u>NET INVESTMENT INCOME</u>
PNC BANK	140.	140.
SANATATE & NATURA	1,857.	1,857.
TOTAL	<u>1,997.</u>	<u>1,997.</u>

FORM 990PF, PART I - DIVIDENDS AND INTEREST FROM SECURITIES

<u>DESCRIPTION</u>	<u>REVENUE AND EXPENSES PER BOOKS</u>	<u>NET INVESTMENT INCOME</u>
PNC BANK	728.	728.
BAUPOST VALUE PARTNERS III L.P.	337,638.	319,901.
CREDIT SUISSE SECURITIES LLC DIVIDENDS	2,361,572.	2,361,572.
CREDIT SUISSE SECURITIES LLC INTEREST	158,558.	158,558.
CREDIT SUISSE AG	44,214.	44,214.
TOTAL	<u>2,902,710.</u>	<u>2,884,973.</u>

FORM 990PF, PART I - OTHER INCOME

<u>DESCRIPTION</u>	<u>REVENUE AND EXPENSES PER BOOKS</u>	<u>NET INVESTMENT INCOME</u>
BAUPOST LIMITED PARTNERSHIP	-45,916.	-49,100.
CREDIT SUISSE AG	175.	175.
CREDIT SUISSE	-27,280.	-27,280.
OTHER INCOME (LOSS)	3,295.	3,295.
TOTALS	<u>-69,726.</u>	<u>-72,910.</u>

FORM 990PF, PART II - OTHER INVESTMENTS

^

<u>DESCRIPTION</u>	<u>BEGINNING BOOK VALUE</u>
BAUPOST VALUE PARTNERS	50,061,815.
CREDIT SUISSE AG	351,914.
TOTALS	<u>50,413,729.</u>

Grants Paid Schedule

Organization Name	Address	Amount	Purpose	Status
Amazon Conservation Association	1822 R St NW, 4th Floor, Washington, DC, 20009	500,000	Charitable Contribution	Public Charity
American Civil Liberties Union Foundation Inc	125 Broad Street, 18th floor, New York, NY, 10004	1,550,000	Charitable Contribution	Public Charity
American Constitution Society for Law Policy	1333 H Street NW, 11th Floor, Washington, DC, 20005	420,000	Charitable Contribution	Public Charity
CEL Education Fund	2150 Alston Way, Berkeley, CA, 94704	400,000	Charitable Contribution	Public Charity
Center For American Progress	1333 H St. NW, Washington, District of Columbia, 20005	850,000	Charitable Contribution	Public Charity
Center For Reproductive Rights	120 Wall Street, 14th floor, New York, New York, 10005	1,400,000	Charitable Contribution	Public Charity
Center for Responsible Lending	302 West Main Street, Durham, NC, 27701	900,000	Charitable Contribution	Public Charity
Center on Budget & Policy Priorities	820 First Street NE Suite 510, Washington, DC, 20002	160,000	Charitable Contribution	Public Charity
Community Catalyst	30 Winter Street, Floor 10, Boston, MA, 02108	500,000	Charitable Contribution	Public Charity
Constitutional Accountability Center	1200 18th Street, NW Suite 1002, Washington, DC, 20036	800,000	Charitable Contribution	Public Charity
DEMOS	220 5th Ave, 2nd Fl, New York, NY, 10001	225,000	Charitable Contribution	Public Charity
Doctors For America	1333 H St NW, 10th Floor, Washington, DC, 20005	200,000	Charitable Contribution	Public Charity
Food Research And Action Center	1875 Connecticut Avenue, NW, Suite 540, Washington, DC, 20009	240,000	Charitable Contribution	Public Charity
International Planned Parenthood Federation	125 Maiden Lane, 9th Floor, New York, NY, 10038	1,450,000	Charitable Contribution	Public Charity
Ipas	P O Box 9990, Chapel Hill, NC, 27515	650,000	Charitable Contribution	Public Charity
NARAL Pro-Choice America Foundation	1156 15th St NW, Suite 700, Washington, DC, 20005	550,000	Charitable Contribution	Public Charity
National Partnership for Women & Families	1875 Connecticut Avenue, NW, Suite 650, Washington, DC, 20009	500,000	Charitable Contribution	Public Charity
National Womens Law Center	11 Dupont Circle NW, Suite 800, Washington, DC, 20036	600,000	Charitable Contribution	Public Charity
New Organizing Institute Education Fund	1133 19th NW Suite 800, Washington, DC, 20036	300,000	Charitable Contribution	Public Charity
New Venture Fund	1201 Connecticut Ave, Suite 300, Washington, DC, 20036	1,050,000	Charitable Contribution	Public Charity
North Carolina Justice Center	224 S Dawson Street, PO Box 28068, Raleigh, NC, 27611	310,000	Charitable Contribution	Public Charity
PICO National Network	171 Santa Rosa Avenue, Oakland, CA, 94610	250,000	Charitable Contribution	Public Charity
Planned Parenthood Federation of America, Inc.	434 W 33rd Street, New York, NY, 10001	3,034,380	Charitable Contribution	Public Charity
Project Vote	805 15th St NW, Suite 250, Washington, DC 20005	225,000	Charitable Contribution	Public Charity
Rockefeller Family Fund Inc	475 Riverside Drive, Suite 900, New York, NY 10115	300,000	Charitable Contribution	Public Charity
University of South Alabama Health Services Foundation	650 Clinic Drive, TRP111, Suite 2150, Mobile, AL 36688-0002	100,000	Charitable Contribution	Public Charity
University of Zurich	Ramistrasse 71, 8006, Zurich, Switzerland	17,413,195	Charitable Contribution	Swiss Public Charity
AO Foundation	Clavadelstrasse 8 7270 Davos, Switzerland	128,866	Charitable Contribution	Swiss Public Charity
Ecole Cantonale D'Art Du Valais	Rue Bonne-Eau 16 CH-3960 Sierre, Switzerland	167,598	Charitable Contribution	Swiss Public Charity
Fondation Beyeler	Eliasebethenstrasse 28, Postfach 425, CH-4010, Basel, Switzerland	1,690,331	Charitable Contribution	Swiss Public Charity
Baupost Value Partners LP - Partnership Pass Through	10 St. James Street, Boston, MA	76	Charitable Contribution	Public Charity

36,864,446

ATTACHMENT 4

FORM 990PF, PART I - LEGAL FEES

<u>DESCRIPTION</u>	<u>REVENUE AND EXPENSES PER BOOKS</u>	<u>NET INVESTMENT INCOME</u>	<u>ADJUSTED NET INCOME</u>	<u>CHARITABLE PURPOSES</u>
LEGAL & PROFESSIONAL FEES	110,117.			110,117.
TOTALS	<u>110,117.</u>			<u>110,117.</u>

FORM 990PF, PART I - OTHER PROFESSIONAL FEES

<u>DESCRIPTION</u>	<u>REVENUE AND EXPENSES PER BOOKS</u>	<u>CHARITABLE PURPOSES</u>
CONSULTING FEES	92,333.	92,333.
CONTRACTOR FEES	52,819.	52,819.
PROGRAM RELATED CONTRACTS	348,221.	348,221.
TOTALS	<u>493,373.</u>	<u>493,373.</u>

FORM 990PF, PART I - INTEREST EXPENSE

<u>DESCRIPTION</u>	<u>REVENUE AND EXPENSES PER BOOKS</u>	<u>NET INVESTMENT INCOME</u>
INVESTMENT INTEREST EXPENSE	19,394.	9,033.
TOTALS	<u>19,394.</u>	<u>9,033.</u>

FORM 990PF, PART I - TAXES

<u>DESCRIPTION</u>	<u>REVENUE AND EXPENSES PER BOOKS</u>	<u>NET INVESTMENT INCOME</u>	<u>CHARITABLE PURPOSES</u>
FOREIGN TAXES PAID	87,119.	87,119.	
REAL ESTATE TAXES	14,563.		14,563.
STATE TAXES PAID	13,039.		
TOTALS	<u>114,721.</u>	<u>87,119.</u>	<u>14,563.</u>

FORM 990PF, PART I - OTHER EXPENSES

<u>DESCRIPTION</u>	<u>REVENUE AND EXPENSES PER BOOKS</u>	<u>NET INVESTMENT INCOME</u>	<u>CHARITABLE PURPOSES</u>
BANK FEES	707.		707.
PORTFOLIO DEDUCTIONS	264,524.	264,524.	
INSURANCE EXPENSE	16,763.		16,763.
OFFICE & ADMINISTRATIVE EXP.	7,810.		7,810.
TELEPHONE & COMMUNICATION	4,269.		4,269.
OTHER EXPENSES	1,880.		1,880.
NON-DEDUCTIBLE EXPENSES	329.		
COMPUTER SERVICES & EQUIPMENT	28,802.		28,802.
TOTALS	<u>325,084.</u>	<u>264,524.</u>	<u>60,231.</u>

FORM 990PF, PART II - U.S. AND STATE OBLIGATIONS

ATTACHMENT 9

<u>DESCRIPTION</u>	<u>BEGINNING BOOK VALUE</u>
CREDIT SUISSE - U.S. TREASURY	144,129,322.
US OBLIGATIONS TOTAL	<u>144,129,322.</u>

FORM 990PF, PART II - CORPORATE STOCK

<u>DESCRIPTION</u>	<u>BEGINNING BOOK VALUE</u>
CREDIT SUISSE FIRST BOSTON	77,817,483.
CREDIT SUISSE	1,665,252.
SANATATE & NATURA	1,002.
PNC ADVISORS	3,856,797.
TOTALS	<u>83,340,534.</u>

FORM 990PF, PART II - CORPORATE BONDS

<u>DESCRIPTION</u>	<u>BEGINNING BOOK VALUE</u>
CREDIT SUISSE	723,061.
TOTALS	<u>723,061.</u>

FORM 990PF, PART III - OTHER DECREASES IN NET WORTH OR FUND BALANCES

<u>DESCRIPTION</u>	<u>AMOUNT</u>
MERGER INTO WYSS FOUNDATION	283,909,776.
TOTAL	<u>283,909,776.</u>

FORM 990PF, PART VII-A - LIQUIDATION, TERMINATION, ETC. STATEMENT

THE FOUNDATION WAS MERGED INTO THE WYSS FOUNDATION EFFECTIVE
DECEMBER 31, 2013.

FORM 990PF, PART VII-A, LINE 16 - LIST OF FOREIGN COUNTRIES

ATTACHMENT 15

SWITZERLAND
ROMANIA

FORM 990PF, PART VIII - LIST OF OFFICERS, DIRECTORS, AND TRUSTEES

ATTACHMENT 16

NAME AND ADDRESS	TITLE AND AVERAGE HOURS PER WEEK DEVOTED TO POSITION	COMPENSATION	CONTRIBUTIONS TO EMPLOYEE BENEFIT PLANS	EXPENSE ACCT AND OTHER ALLOWANCES
HANSJOERG WYSS 1601 CONNECTICUT AVENUE, NW SUITE 802 WASHINGTON, DC 20009	CHAIRMAN 2.00	0	0	0
JOSEPH FISHER 1601 CONNECTICUT AVENUE, NW SUITE 802 WASHINGTON, DC 20009	TREASURER 2.00	0	0	0
MOLLY MCUSIC 1601 CONNECTICUT AVENUE, NW SUITE 802 WASHINGTON, DC 20009	PRESIDENT 2.00	0	0	0
GRAND TOTALS		0	0	0

990PF, PART VIII- COMPENSATION OF THE FIVE HIGHEST PAID PROFESSIONALS

ATTACHMENT 17

<u>NAME AND ADDRESS</u>	<u>TYPE OF SERVICE</u>	<u>COMPENSATION</u>
JOHN PODESTA 1601 CONNECTICUT AVENUE, NW WASHINGTON, DC 20009	CONSULTING	87,083.
BROOKE ANDERSON 128 HITCHING POST BOZEMAN, MT 59715	CONSULTING	129,094.
	TOTAL COMPENSATION	<u>216,177.</u>

**SCHEDULE D
(Form 1041)**

Department of the Treasury
Internal Revenue Service

Capital Gains and Losses

▶ Attach to Form 1041, Form 5227, or Form 990-T.
▶ Use Form 8949 to list your transactions for lines 1b, 2, 3, 8b, 9 and 10
▶ Information about Schedule D and its separate instructions is at www.irs.gov/form1041.

OMB No 1545-0092

2013

Name of estate or trust HJW FOUNDATION	Employer identification number 23-3012622
---	--

Note: Form 5227 filers need to complete **only** Parts I and II

Part I Short-Term Capital Gains and Losses - Assets Held One Year or Less

See instructions for how to figure the amounts to enter on the lines below This form may be easier to complete if you round off cents to whole dollars	(d) Proceeds (sales price)	(e) Cost (or other basis)	(g) Adjustments to gain or loss from Form(s) 8949, Part I, line 2, column (g)	(h) Gain or (loss) Subtract column (e) from column (d) and combine the result with column (g)
1a Totals for all short-term transactions reported on Form 1099-B for which basis was reported to the IRS and for which you have no adjustments (see instructions) However, if you choose to report all these transactions on Form 8949, leave this line blank and go to line 1b				
1b Totals for all transactions reported on Form(s) 8949 with Box A checked	40,983,590.	35,527,683.		5,455,907.
2 Totals for all transactions reported on Form(s) 8949 with Box B checked	8,322,000.	8,322,119.		-119.
3 Totals for all transactions reported on Form(s) 8949 with Box C checked	99,992.			99,992.
4 Short-term capital gain or (loss) from Forms 4684, 6252, 6781, and 8824				4
5 Net short-term gain or (loss) from partnerships, S corporations, and other estates or trusts				5 1,034,168.
6 Short-term capital loss carryover Enter the amount, if any, from line 9 of the 2012 Capital Loss Carryover Worksheet				6 ()
7 Net short-term capital gain or (loss). Combine lines 1a through 6 in column (h) Enter here and on line 17, column (3) on the back ▶				7 6,589,948.

Part II Long-Term Capital Gains and Losses - Assets Held More Than One Year

See instructions for how to figure the amounts to enter on the lines below This form may be easier to complete if you round off cents to whole dollars	(d) Proceeds (sales price)	(e) Cost (or other basis)	(g) Adjustments to gain or loss from Form(s) 8949, Part II, line 2, column (g)	(h) Gain or (loss) Subtract column (e) from column (d) and combine the result with column (g)
8a Totals for all long-term transactions reported on Form 1099-B for which basis was reported to the IRS and for which you have no adjustments (see instructions) However, if you choose to report all these transactions on Form 8949, leave this line blank and go to line 8b				
8b Totals for all transactions reported on Form(s) 8949 with Box D checked	20,923,878.	15,176,285.		5,747,593.
9 Totals for all transactions reported on Form(s) 8949 with Box E checked				
10 Totals for all transactions reported on Form(s) 8949 with Box F checked	407,161.			407,161.
11 Long-term capital gain or (loss) from Forms 2439, 4684, 6252, 6781, and 8824				11
12 Net long-term gain or (loss) from partnerships, S corporations, and other estates or trusts.				12 3,388,894.
13 Capital gain distributions.				13
14 Gain from Form 4797, Part I.				14
15 Long-term capital loss carryover Enter the amount, if any, from line 14 of the 2012 Capital Loss Carryover Worksheet				15 ()
16 Net long-term capital gain or (loss). Combine lines 8a through 15 in column (h) Enter here and on line 18a, column (3) on the back ▶				16 9,543,648.

For Paperwork Reduction Act Notice, see the Instructions for Form 1041.

Schedule D (Form 1041) 2013

Part III Summary of Parts I and II		(1) Beneficiaries' (see instr)	(2) Estate's or trust's	(3) Total
Caution: Read the instructions before completing this part.				
17	Net short-term gain or (loss)	17		6,589,948.
18	Net long-term gain or (loss):			
a	Total for year	18a		9,543,648.
b	Unrecaptured section 1250 gain (see line 18 of the wrksht)	18b		
c	28% rate gain	18c		
19	Total net gain or (loss). Combine lines 17 and 18a. ▶	19		16,133,596.

Note: If line 19, column (3), is a net gain, enter the gain on Form 1041, line 4 (or Form 990-T, Part I, line 4a) If lines 18a and 19, column (2), are net gains, go to Part V, and do not complete Part IV If line 19, column (3), is a net loss, complete Part IV and the **Capital Loss Carryover Worksheet**, as necessary

Part IV Capital Loss Limitation

20	Enter here and enter as a (loss) on Form 1041, line 4 (or Form 990-T, Part I, line 4c, if a trust), the smaller of a The loss on line 19, column (3) or b \$3,000	20	()
-----------	--	-----------	-----

Note: If the loss on line 19, column (3), is more than \$3,000, or if Form 1041, page 1, line 22 (or Form 990-T, line 34), is a loss, complete the **Capital Loss Carryover Worksheet** in the instructions to figure your capital loss carryover

Part V Tax Computation Using Maximum Capital Gains Rates

Form 1041 filers. Complete this part only if both lines 18a and 19 in column (2) are gains, or an amount is entered in Part I or Part II and there is an entry on Form 1041, line 2b(2), and Form 1041, line 22, is more than zero

Caution: Skip this part and complete the **Schedule D Tax Worksheet** in the instructions if

- Either line 18b, col (2) or line 18c, col (2) is more than zero, or
- Both Form 1041, line 2b(1), and Form 4952, line 4g are more than zero

Form 990-T trusts. Complete this part only if both lines 18a and 19 are gains, or qualified dividends are included in income in Part I of Form 990-T, and Form 990-T, line 34, is more than zero Skip this part and complete the **Schedule D Tax Worksheet** in the instructions if either line 18b, col (2) or line 18c, col (2) is more than zero

21	Enter taxable income from Form 1041, line 22 (or Form 990-T, line 34).	21		
22	Enter the smaller of line 18a or 19 in column (2) but not less than zero.	22		
23	Enter the estate's or trust's qualified dividends from Form 1041, line 2b(2) (or enter the qualified dividends included in income in Part I of Form 990-T)	23		
24	Add lines 22 and 23	24		
25	If the estate or trust is filing Form 4952, enter the amount from line 4g, otherwise, enter -0- ▶	25		
26	Subtract line 25 from line 24 If zero or less, enter -0-	26		
27	Subtract line 26 from line 21 If zero or less, enter -0-	27		
28	Enter the smaller of the amount on line 21 or \$2,450	28		
29	Enter the smaller of the amount on line 27 or line 28	29		
30	Subtract line 29 from line 28 If zero or less, enter -0- This amount is taxed at 0% ▶	30		
31	Enter the smaller of line 21 or line 26	31		
32	Subtract line 30 from line 26	32		
33	Enter the smaller of line 21 or \$11,950	33		
34	Add lines 27 and 30	34		
35	Subtract line 34 from line 33 If zero or less, enter -0-	35		
36	Enter the smaller of line 32 or line 35	36		
37	Multiply line 36 by 15%. ▶	37		
38	Enter the amount from line 31	38		
39	Add lines 30 and 36	39		
40	Subtract line 39 from line 38 If zero or less, enter -0-	40		
41	Multiply line 40 by 20% ▶	41		
42	Figure the tax on the amount on line 27 Use the 2013 Tax Rate Schedule for Estates and Trusts (see the Schedule G instructions in the instructions for Form 1041)	42		
43	Add lines 37, 41, and 42	43		
44	Figure the tax on the amount on line 21 Use the 2013 Tax Rate Schedule for Estates and Trusts (see the Schedule G instructions in the instructions for Form 1041)	44		
45	Tax on all taxable income. Enter the smaller of line 43 or line 44 here and on Form 1041, Schedule G, line 1a (or Form 990-T, line 36) ▶	45		

Sales and Other Dispositions of Capital Assets

Information about Form 8949 and its separate instructions is at www.irs.gov/form8949.

2013

Department of the Treasury
Internal Revenue Service

File with your Schedule D to list your transactions for lines 1b, 2, 3, 8b, 9, and 10 of Schedule D.

Attachment
Sequence No **12A**

Name(s) shown on return
HJW FOUNDATION

Social security number or taxpayer identification number
23-3012622

Most brokers issue their own substitute statement instead of using Form 1099-B. They also may provide basis information (usually your cost) to you on the statement even if it is not reported to the IRS. Before you check Box A, B, or C below, determine whether you received any statement(s) and, if so, the transactions for which basis was reported to the IRS. Brokers are required to report basis to the IRS for most stock you bought in 2011 or later.

Part I Short-Term. Transactions involving capital assets you held one year or less are short-term. For long-term transactions, see page 2.

Note. You may aggregate all short-term transactions reported on Form(s) 1099-B showing basis was reported to the IRS and for which no adjustments or codes are required. Enter the total directly on Schedule D, line 1a, you are not required to report these transactions on Form 8949 (see instructions).

You must check Box A, B, or C below. Check only one box. If more than one box applies for your short-term transactions, complete a separate Form 8949, page 1, for each applicable box. If you have more short-term transactions than will fit on this page for one or more of the boxes, complete as many forms with the same box checked as you need.

- (A) Short-term transactions reported on Form(s) 1099-B showing basis was reported to the IRS (see Note above)
- (B) Short-term transactions reported on Form(s) 1099-B showing basis was not reported to the IRS
- (C) Short-term transactions not reported to you on Form 1099-B

1	(a) Description of property (Example 100 sh XYZ Co)	(b) Date acquired (Mo, day, yr)	(c) Date sold or disposed (Mo, day, yr)	(d) Proceeds (sales price) (see instructions)	(e) Cost or other basis. See the Note below and see Column (e) in the separate instructions	Adjustment, if any, to gain or loss If you enter an amount in column (g), enter a code in column (f). See the separate instructions		(h) Gain or (loss) Subtract column (e) from column (d) and combine the result with column (g)
						(f) Code(s) from instructions	(g) Amount of adjustment	
	CREDIT SUISSE - U.S. TREASURY BILLS - SEE			8,322,000.	8322119.			-119.
2 Totals.	Add the amounts in columns (d), (e), (g), and (h) (subtract negative amounts). Enter each total here and include on your Schedule D, line 1b (if Box A above is checked), line 2 (if Box B above is checked), or line 3 (if Box C above is checked).			8,322,000.	8322119.			-119.

Note. If you checked Box A above but the basis reported to the IRS was incorrect, enter in column (e) the basis as reported to the IRS, and enter an adjustment in column (g) to correct the basis. See Column (g) in the separate instructions for how to figure the amount of the adjustment.

Name(s) shown on return (Name and SSN or taxpayer identification no. not required if shown on other side)
 HJW FOUNDATION

Social security number or taxpayer identification number
 23-3012622

Most brokers issue their own substitute statement instead of using Form 1099-B. They also may provide basis information (usually your cost) to you on the statement even if it is not reported to the IRS. Before you check Box D, E, or F below, determine whether you received any statement(s) and, if so, the transactions for which basis was reported to the IRS. Brokers are required to report basis to the IRS for most stock you bought in 2011 or later.

Part II Long-Term. Transactions involving capital assets you held more than one year are long term. For short-term transactions, see page 1.

Note. You may aggregate all long-term transactions reported on Form(s) 1099-B showing basis was reported to the IRS and for which no adjustments or codes are required. Enter the total directly on Schedule D, line 8a; you are not required to report these transactions on Form 8949 (see instructions).

You **must** check Box D, E, or F below. Check **only one** box. If more than one box applies for your long-term transactions, complete a separate Form 8949, page 2, for each applicable box. If you have more long-term transactions than will fit on this page for one or more of the boxes, complete as many forms with the same box checked as you need.

- (D) Long-term transactions reported on Form(s) 1099-B showing basis was reported to the IRS (see Note above)
- (E) Long-term transactions reported on Form(s) 1099-B showing basis was not reported to the IRS
- (F) Long-term transactions not reported to you on Form 1099-B

1	(a) Description of property (Example 100 sh XYZ Co)	(b) Date acquired (Mo, day, yr)	(c) Date sold or disposed (Mo, day, yr)	(d) Proceeds (sales price) (see instructions)	(e) Cost or other basis. See the Note below and see Column (e) in the separate instructions	Adjustment, if any, to gain or loss. If you enter an amount in column (g), enter a code in column (f). See the separate instructions.		(h) Gain or (loss). Subtract column (e) from column (d) and combine the result with column (g)
						(f) Code(s) from instructions	(g) Amount of adjustment	
	CREDIT SUISSE AG - SEE ATTACHED			407,161.				407,161.
2 Totals. Add the amounts in columns (d), (e), (g), and (h) (subtract negative amounts). Enter each total here and include on your Schedule D, line 8b (if Box D above is checked), line 9 (if Box E above is checked), or line 10 (if Box F above is checked) ▶				407,161.				407,161.

Note. If you checked Box D above but the basis reported to the IRS was incorrect, enter in column (e) the basis as reported to the IRS, and enter an adjustment in column (g) to correct the basis. See Column (g) in the separate instructions for how to figure the amount of the adjustment.

Recipient's Name and Address:
 HANSJOERG WYSS FOUNDATION
 138 MT AUBURN STREET

Recipient's Identification
 Number: 23-3012622

**2013 TAX and
 YEAR-END STATEMENT
 As of 02/11/2014**

IMPORTANT MESSAGE: We send tax statements when information is finalized by securities issuers. If information is pending from issuers, you and members of your household may receive tax statement(s) at different times. Tax statement mailings will occur by January 31, February 18, February 28 and March 17, depending on when final information for your account is received from issuers. If you have any questions, please visit mytaxhandbook.com.

Summary Of Transactions We Do Not Report To The IRS (See instructions for additional information)

	Amount
Short-Term Transactions Not Reported to the IRS on Form 1099-B (Informational Only)	
Proceeds	1,088,117,000.00
Cost or Other Basis	1,088,116,612.08
Realized Gain or Loss	387.92
Securities Purchased	
Accrued Interest Purchased	
U.S. Governments	53,846.17
Total Accrued Interest Purchased	53,846.17

2013 Form 1099-B Proceeds From Broker and Barter Exchange Transactions OMB No. 1545-0715

(For individuals report details on Form 1040 Schedule D Line 1b, 2, 8b or 9)

This is important tax information and is being furnished to the Internal Revenue Service (except as indicated). If you are required to file a return, a negligence penalty or other sanction may be imposed on you if this income is taxable and the IRS determines that it has not been reported.

Disposition Transaction	Disposition Method	Quantity (Box 1e)	Date of Acquisition (Box 1b)	Date of Sale or Exchange (Box 1a)	Gross Proceeds		Cost or Other Basis (Box 3)	Adjustments W=Wash Sale Loss (Box 5) O=Option Premium	Realized Gain or (Loss)
					Less Commissions and Option Premiums (Box 2a)				

**Short-Term Transactions for Which Basis Is Reported to the IRS - Report on Form 8949, Part I, with Box A checked.
 Covered (Box 6b)**

Description (Box 8): CRIMSON WINE GROUP L TD COM									
CASH IN LIEU	FIRST IN FIRST OUT	.700	01/31/2013	03/01/2013	6.02		5.08		0.94
SELL	FIRST IN FIRST OUT	479.300	01/31/2013	09/16/2013	4,562.75		3,478.71		1,084.04

CUSIP: 22662X100

Recipient's Name and Address:
 HANSIOERG WYSS FOUNDATION
 138 MT AUBURN STREET

Recipient's Identification
 Number: 23-3012622

**2013 TAX and
 YEAR-END STATEMENT
 As of 02/11/2014**

2013 Form 1099-B Proceeds From Broker and Barter Exchange Transactions OMB No. 1545-0715 (Continued)

(For individuals report details on Form 1040 Schedule D Line 1b, 2, 8b or 9)

Disposition Transaction	Disposition Method	Quantity (Box 1e)	Date of Acquisition (Box 1b)	Date of Sale or Exchange (Box 1a)	Gross Proceeds Less Commissions and Option Premiums (Box 2a)	Cost or Other Basis (Box 3)	Adjustments W=Wash Sale Loss (Box 5) O=Option Premium	Realized Gain or (Loss)
Short-Term Transactions for Which Basis Is Reported to the IRS - Report on Form 8949, Part I, with Box A checked.								
Covered (Box 6b) (continued)								
Description (Box 8): CRIMSON WINE GROUP LTD COM CUSIP: 22662X100 (continued)								
SELL	FIRST IN FIRST OUT	427.400	02/07/2013	09/16/2013	4,068.68	3,227.89		840.79
SELL	FIRST IN FIRST OUT	59.300	02/08/2013	09/16/2013	564.52	454.88		109.64
SALE DATE TOTAL		966	VARIOUS	09/16/2013	9,195.95	7,161.48		2,034.47
SELL	FIRST IN FIRST OUT	532	02/08/2013	09/17/2013	5,097.64	4,080.89		1,016.75
SELL	FIRST IN FIRST OUT	1,700	02/08/2013	09/24/2013	16.40	13.04		3.36
SELL	FIRST IN FIRST OUT	695.900	02/13/2013	09/24/2013	6,714.41	5,395.40		1,319.01
SELL	FIRST IN FIRST OUT	347.300	02/20/2013	09/24/2013	3,350.93	2,721.40		629.53
SELL	FIRST IN FIRST OUT	316.100	02/21/2013	09/24/2013	3,049.91	2,486.26		563.65
SALE DATE TOTAL		1,361	VARIOUS	09/24/2013	13,131.65	10,616.10		2,515.55
SECURITY TOTAL					27,431.26	21,863.55		5,567.71

Description (Box 8): JOHNSON & JOHNSON CO M CUSIP: 478160104								
SELL	FIRST IN FIRST OUT	11,098	06/19/2012	01/11/2013	803,537.11	721,564.21		81,972.90
SELL	FIRST IN FIRST OUT	12,516	06/19/2012	01/14/2013	908,179.39	813,759.03		94,420.36
SELL	FIRST IN FIRST OUT	10,431	06/19/2012	01/15/2013	753,062.72	678,197.54		74,865.18
SELL	FIRST IN FIRST OUT	12,516	06/19/2012	01/16/2013	908,189.41	813,759.03		94,430.38
SELL	FIRST IN FIRST OUT	12,721	06/19/2012	01/17/2013	926,307.19	827,087.62		99,219.57
SELL	FIRST IN FIRST OUT	16,689	06/19/2012	01/18/2013	1,217,386.86	1,085,077.06		132,309.80

Recipient's Name and Address:
 HANSJOERG WYSS FOUNDATION
 138 MT AUBURN STREET

Recipient's Identification
 Number: 23-3012622

2013 TAX and
 YEAR-END STATEMENT
 As of 02/11/2014

2013 Form 1099-B Proceeds From Broker and Barter Exchange Transactions OMB No. 1545-0715 (Continued)

(For individuals report details on Form 1040 Schedule D Line 1b, 2, 8b or 9)

Disposition Transaction	Disposition Method	Quantity (Box 1e)	Date of Acquisition (Box 1b)	Date of Sale or Exchange (Box 1a)	Gross Proceeds Less Commissions and Option Premiums (Box 2a)	Cost or Other Basis (Box 3)	Adjustments		Realized Gain or (Loss)
							W=Wash Sale Loss (Box 5)	O=Option Premium (Loss)	
Short-Term Transactions for Which Basis Is Reported to the IRS - Report on Form 8949, Part I, with Box A checked.									
Covered (Box 6b) (continued)									
Description (Box 8): JOHNSON & JOHNSON CO M CUSIP: 478160104 (continued)									
SELL	FIRST IN FIRST OUT	12,646	06/19/2012	01/22/2013	919,080.56	822,211.31			96,869.25
SELL	FIRST IN FIRST OUT	12,517	06/19/2012	01/23/2013	910,329.73	813,824.05			96,505.68
SELL	FIRST IN FIRST OUT	16,689	06/19/2012	01/24/2013	1,218,813.74	1,085,077.06			133,736.68
SELL	FIRST IN FIRST OUT	16,689	06/19/2012	01/25/2013	1,228,613.30	1,085,077.06			143,536.24
SELL	FIRST IN FIRST OUT	16,689	06/19/2012	01/28/2013	1,228,453.09	1,085,077.06			143,376.03
SELL	FIRST IN FIRST OUT	16,689	06/19/2012	01/29/2013	1,238,214.27	1,085,077.06			153,137.21
SELL	FIRST IN FIRST OUT	9,492	06/19/2012	01/30/2013	706,144.35	617,146.11			88,998.24
SELL	FIRST IN FIRST OUT	7,944	06/19/2012	01/31/2013	587,992.96	516,499.02			71,493.94
SELL	FIRST IN FIRST OUT	8,344	06/19/2012	02/01/2013	619,157.64	542,506.02			76,651.62
SELL	FIRST IN FIRST OUT	8,344	06/19/2012	02/04/2013	617,548.12	542,506.02			75,042.10
SELL	FIRST IN FIRST OUT	12,516	06/19/2012	02/05/2013	934,323.49	813,759.03			120,564.46
SELL	FIRST IN FIRST OUT	7,118	06/19/2012	02/06/2013	532,256.45	462,794.57			69,461.88
SELL	FIRST IN FIRST OUT	8,344	06/19/2012	03/05/2013	647,301.32	542,506.02			104,795.30
SELL	FIRST IN FIRST OUT	8,344	06/19/2012	03/06/2013	645,654.26	542,506.02			103,148.24
SELL	FIRST IN FIRST OUT	12,517	06/19/2012	03/07/2013	973,411.50	813,824.05			159,587.45
SELL	FIRST IN FIRST OUT	12,517	06/19/2012	03/08/2013	975,863.53	813,824.05			162,039.48
SELL	FIRST IN FIRST OUT	12,517	06/19/2012	03/11/2013	980,241.87	813,824.05			166,417.82

Recipient's Name and Address:
 HANSJOERG WYSS FOUNDATION
 138 MT AUBURN STREET

Recipient's Identification
 Number: 23-3012622

2013 TAX and
 YEAR-END STATEMENT
 As of 02/11/2014

2013 Form 1099-B Proceeds From Broker and Barter Exchange Transactions OMB No. 1545-0715 (Continued)

(For individuals report details on Form 1040 Schedule D Line 1b, 2, 8b or 9)

Disposition Transaction	Disposition Method	Quantity (Box 1e)	Date of Acquisition (Box 1b)	Date of Sale or Exchange (Box 1a)	Gross Proceeds Less Commissions and Option Premiums (Box 2a)	Cost or Other Basis (Box 3)	Adjustments		Realized Gain or (Loss)
							W=Wash Sale Loss (Box 5)	O=Option Premium	
Short-Term Transactions for Which Basis Is Reported to the IRS - Report on Form 8949, Part I, with Box A checked.									
Covered (Box 6b) (continued)									
Description (Box 8): JOHNSON & JOHNSON CO M CUSIP: 478160104 (continued)									
SELL	FIRST IN FIRST OUT	12,517	06/19/2012	03/12/2013	981,609.95	813,824.05			167,785.90
SELL	FIRST IN FIRST OUT	12,517	06/19/2012	03/13/2013	981,429.71	813,824.05			167,605.66
SELL	FIRST IN FIRST OUT	12,517	06/19/2012	03/14/2013	986,660.44	813,824.05			172,836.39
SELL	FIRST IN FIRST OUT	12,517	06/19/2012	03/15/2013	987,718.11	813,824.05			173,894.06
SELL	FIRST IN FIRST OUT	12,517	06/19/2012	03/18/2013	987,995.97	813,824.05			174,171.92
SELL	FIRST IN FIRST OUT	12,517	06/19/2012	03/19/2013	986,662.94	813,824.05			172,838.89
SELL	FIRST IN FIRST OUT	12,517	06/19/2012	03/20/2013	993,822.51	813,824.05			179,998.46
SELL	FIRST IN FIRST OUT	12,517	06/19/2012	03/21/2013	989,944.83	813,824.05			176,120.78
SELL	FIRST IN FIRST OUT	12,517	06/19/2012	03/22/2013	994,972.80	813,824.05			181,148.75
SELL	FIRST IN FIRST OUT	12,517	06/19/2012	03/25/2013	997,769.04	813,824.05			183,944.99
SELL	FIRST IN FIRST OUT	6,258	06/19/2012	03/26/2013	502,833.42	406,879.51			95,953.91
SELL	FIRST IN FIRST OUT	6,258	06/19/2012	03/27/2013	507,133.82	406,879.51			100,254.31
SELL	FIRST IN FIRST OUT	6,258	06/19/2012	03/28/2013	508,872.25	406,879.51			101,992.74
SECURITY TOTAL					31,887,488.65	27,296,362.08			4,591,126.57
Short-Term Covered Total					31,914,919.91	27,318,225.63			4,596,694.28

Recipient's Name and Address:
 HANSJOERG WYSS FOUNDATION
 138 MT AUBURN STREET

Recipient's Identification
 Number: 23-3017622

2013 TAX and
 YEAR-END STATEMENT
 As of 02/11/2014

2013 Form 1099-B Proceeds From Broker and Barter Exchange Transactions OMB No. 1545-0715 (Continued)

(For individuals report details on Form 1040 Schedule D Line 1b, 2, 8b or 9)

Disposition Transaction	Disposition Method	Quantity (Box 1e)	Date of Acquisition (Box 1b)	Date of Sale or Exchange (Box 1a)	Gross Proceeds Less Commissions and Option Premiums (Box 2a)	Cost or Other Basis (Box 3)	Adjustments		Realized Gain or Loss
							W=Wash Sale Loss (Box 5)	O=Option Premium (Loss)	
Long-Term Transactions for Which Basis Is Reported to the IRS - Report on Form 8949, Part II, with Box D checked.									
Covered (Box 6b)									
Description (Box 8): JOHNSON & JOHNSON CO M CUSIP: 478160104									
SELL	FIRST IN FIRST OUT	5,348	06/19/2012	08/27/2013	462,804.12	347,713.59			115,090.53
SELL	FIRST IN FIRST OUT	5,248	06/19/2012	08/28/2013	453,409.85	341,211.84			112,198.01
SELL	FIRST IN FIRST OUT	5,248	06/19/2012	08/29/2013	455,075.01	341,211.84			113,863.17
SELL	FIRST IN FIRST OUT	5,248	06/19/2012	08/30/2013	452,275.78	341,211.84			111,063.94
SELL	FIRST IN FIRST OUT	5,248	06/19/2012	09/03/2013	453,764.09	341,211.84			112,552.25
SELL	FIRST IN FIRST OUT	3,936	06/19/2012	09/04/2013	341,769.21	255,908.88			85,860.33
SELL	FIRST IN FIRST OUT	3,936	06/19/2012	09/05/2013	342,003.78	255,908.88			86,094.90
SELL	FIRST IN FIRST OUT	3,936	06/19/2012	09/06/2013	342,437.52	255,908.88			86,528.64
SELL	FIRST IN FIRST OUT	3,936	06/19/2012	09/09/2013	343,514.79	255,908.88			87,605.91
SELL	FIRST IN FIRST OUT	3,936	06/19/2012	09/10/2013	347,189.37	255,908.88			91,280.49
SELL	FIRST IN FIRST OUT	3,936	06/19/2012	09/11/2013	349,327.76	255,908.88			93,418.88
SELL	FIRST IN FIRST OUT	3,936	06/19/2012	09/12/2013	351,039.50	255,908.88			95,130.62
SELL	FIRST IN FIRST OUT	3,936	06/19/2012	09/13/2013	348,170.60	255,908.88			92,261.72
SELL	FIRST IN FIRST OUT	3,936	06/19/2012	09/16/2013	350,810.43	255,908.88			94,901.55
SELL	FIRST IN FIRST OUT	3,936	06/19/2012	09/17/2013	349,871.64	255,908.88			93,962.76
SELL	FIRST IN FIRST OUT	3,936	06/19/2012	09/18/2013	349,912.17	255,908.88			94,003.29
SELL	FIRST IN FIRST OUT	3,936	06/19/2012	09/19/2013	354,008.29	255,908.88			98,099.41

Recipient's Name and Address:
 HANSJERG WYSS FOUNDATION
 138 MT AUBURN STREET

Recipient's Identification
 Number 23-3012622

2013 TAX and
 YEAR-END STATEMENT
 As of 02/11/2014

2013 Form 1099-B Proceeds From Broker and Barter Exchange Transactions OMB No. 1545-0715 (Continued)

(For individuals report details on Form 1040 Schedule D Line 1b, 2, 8b or 9)

Disposition Transaction	Disposition Method	Quantity (Box 1e)	Date of Acquisition (Box 1b)	Date of Sale or Exchange (Box 1a)	Gross Proceeds Less Commissions and Option Premiums (Box 2a)	Cost or Other Basis (Box 3)	Adjustments		Realized Gain or (Loss)
							W-Wash Sale Loss (Box 5)	0-Option Premium	
Long-Term Transactions for Which Basis Is Reported to the IRS - Report on Form 8949, Part II, with Box D checked.									
Covered (Box 6b) (continued)									
Description (Box 8): JOHNSON & JOHNSON CO M CUSIP: 478160104 (continued)									
SELL	FIRST IN FIRST OUT	3,936	06/19/2012	09/20/2013	354,814.38	255,908.88			98,905.50
SELL	FIRST IN FIRST OUT	3,936	06/19/2012	09/23/2013	350,611.98	255,908.88			94,703.10
SELL	FIRST IN FIRST OUT	3,936	06/19/2012	09/24/2013	348,510.19	255,908.88			92,601.31
SELL	FIRST IN FIRST OUT	2,362	06/19/2012	10/11/2013	209,168.22	153,571.33			55,596.89
SELL	FIRST IN FIRST OUT	1,968	06/19/2012	12/09/2013	185,407.56	127,954.44			57,453.12
SELL	FIRST IN FIRST OUT	1,968	06/19/2012	12/10/2013	185,528.59	127,954.44			57,574.15
SELL	FIRST IN FIRST OUT	2,624	06/19/2012	12/11/2013	244,623.65	170,605.92			74,017.73
SELL	FIRST IN FIRST OUT	2,624	06/19/2012	12/12/2013	240,198.08	170,605.92			69,592.16
SELL	FIRST IN FIRST OUT	2,624	06/19/2012	12/13/2013	239,881.37	170,605.92			69,275.45
SELL	FIRST IN FIRST OUT	1,312	06/19/2012	12/16/2013	120,027.93	85,302.96			34,724.97
SELL	FIRST IN FIRST OUT	5,195	06/19/2012	12/17/2013	471,045.82	337,765.91			133,279.91
SELL	FIRST IN FIRST OUT	20,779	06/19/2012	12/18/2013	1,909,467.52	1,350,998.63			558,468.89
SELL	FIRST IN FIRST OUT	20,779	06/19/2012	12/19/2013	1,910,425.40	1,350,998.63			559,426.77
SELL	FIRST IN FIRST OUT	15,584	06/19/2012	12/20/2013	1,439,052.93	1,013,232.72			425,820.21
SELL	FIRST IN FIRST OUT	10,389	06/19/2012	12/23/2013	955,502.28	675,466.81			280,035.47
SELL	FIRST IN FIRST OUT	10,389	06/19/2012	12/24/2013	955,392.17	675,466.81			279,925.36
SELL	FIRST IN FIRST OUT	10,389	06/19/2012	12/26/2013	957,676.67	675,466.81			282,209.86

Recipient's Name and Address:
 HANSJOERG WYSS FOUNDATION
 138 MT AUBURN STREET

Recipient's Identification
 Number: 23-3012622

2013 TAX and
 YEAR-END STATEMENT
 As of 02/11/2014

2013 Form 1099-B Proceeds From Broker and Barter Exchange Transactions OMB No. 1545-0715 (Continued)
 (For individuals report details on Form 1040 Schedule D Line 1b, 2, 8b or 9)

Disposition Transaction	Disposition Method	Quantity (Box 1e)	Date of Acquisition (Box 1b)	Date of Sale or Exchange (Box 1a)	Gross Proceeds Less Commissions and Option Premiums (Box 2a)	Cost or Other Basis (Box 3)	Adjustments		Realized Gain or (Loss)
							W=Wash Sale Loss (Box 5)	O=Option Premium	
Long-Term Transactions for Which Basis Is Reported to the IRS - Report on Form 8949, Part II, with Box D checked.									
Covered (Box 6b) (continued)									
Description (Box 8): JOHNSON & JOHNSON CO M CUSIP: 478160104 (continued)									
SELL	FIRST IN FIRST OUT	10,389	06/19/2012	12/27/2013	959,075.00	675,466.81			283,608.19
SELL	FIRST IN FIRST OUT	10,389	06/19/2012	12/30/2013	956,318.85	675,466.81			280,852.04
SELL	FIRST IN FIRST OUT	10,389	06/19/2012	12/31/2013	950,474.09	675,466.81			275,007.28
SECURITY TOTAL					20,390,586.59	14,663,591.83			5,726,994.76
Long-Term Covered Total					20,390,586.59	14,663,591.83			5,726,994.76
Covered Total					52,305,506.50	41,981,817.46			10,323,689.04

Short-Term Transactions for Which Basis Is Not Reported to the IRS - Report on Form 8949, Part I, with Box B checked.
Noncovered (Box 6a)

Description (Box 8): UNITED STATES TREAS BILLS 0.000% 07/05/13 B/E DTD 01/03/13 CUSIP: 912796AN9									
SELL	FIRST IN FIRST OUT	4,128,000	06/05/2013	06/27/2013	4,128,000.00	4,127,979.93			20.07
Original Cost Basis: 4,127,916.87									
SELL	FIRST IN FIRST OUT	151,000	06/19/2013	06/27/2013	151,000.00	150,999.70			0.30
Original Cost Basis: 150,993.45									
SALE DATE TOTAL					4,279,000	4,278,979.63			20.37
Description (Box 8): UNITED STATES TREAS NTS 3.625% 05/15/13 B/E DTD 05/15/03 CUSIP: 912828BA7									
REDEMPTION	FIRST IN FIRST OUT	4,043,000	03/27/2013	05/15/2013	4,043,000.00	4,043,139.22			(139.22)
Original Cost Basis 4,062,109.49									

Recipient's Name and Address:
 HANSJOERG WYSS FOUNDATION
 138 MT AUBURN STREET

Recipient's Identification
 Number: 23-3012622

2013 TAX and
 YEAR-END STATEMENT
 As of 02/11/2014

2013 Form 1099-B Proceeds From Broker and Barter Exchange Transactions OMB No. 1545-0715 (Continued)

(For individuals report details on Form 1040 Schedule D Line 1b, 2, 8b or 9)

Disposition Transaction	Quantity (Box 1e)	Date of Acquisition (Box 1b)	Date of Sale or Exchange (Box 1a)	Gross Proceeds Less Commissions and Option Premiums (Box 2a)	Cost or Other Basis (Box 3)	Adjustments W=Wash Sale Loss (Box 5) O=Option Premium	Realized Gain or (Loss)
Short-Term Noncovered Total							(118.85)
Noncovered Total							(118.85)
Total							10,323,570.19

IRS Form 1099-B - Proceeds from Broker and Barter Exchange Transactions

The amounts in this section of your Tax Information Statement reflect proceeds from securities transactions such as sales, redemptions, tender offers, return of principal distributions, the option premium portion of reverse convertibles and bond maturities. Short-term and long-term transactions are segregated in your 1099-B form in a format comparable to IRS Form 8949, for dispositions of covered and noncovered securities. Since your financial organization subscribes to our premium Tax and Year-End Statement, the date of acquisition, cost or other basis, type of gain or loss (long-term or short-term) and whether any loss is disallowed due to a wash sale for both covered and noncovered securities transactions will be displayed when available. Please note that such detail for noncovered transactions is not reported to the IRS.

Type of Gain or Loss (Box 1c). The section headings within the 1099-B indicate the type of gain or loss for the transactions, short-term or long-term.

Covered (b) or Noncovered (a) Security (Box 8). The section headings within the 1099-B indicate whether your security transaction is or is not a covered security under the IRS cost basis reporting program.

Description (Box 8). Shows a brief description of the item or service for which the proceeds are being reported.

CUSIP. Broker transactions may show the Committee on Uniform Security Identification Procedures (CUSIP) number of the item reported.

Disposition Method. This column will denote the type of transaction, for example "SELL."

Disposition Method. The method used to select the lot will be displayed as, for example, first-in first-out (FIFO). Please refer to the Client Service Information Section in your brokerage account statement for your account's existing tax-lot disposition method.

Quantity (Box 1e). The number of shares included in the sale or exchange for the lot reported. If fractional shares are part of the disposition, those shares will be displayed to three decimal places.

Date of Acquisition (Box 1b). This box represents the date you acquired the security or, for short sales, the date you opened the short sale. You may see the word "VARIOUS" displayed in this column if the disposition transaction includes multiple lots with various acquisition dates.

Date of Sale or Exchange (Box 1a). This box shows the trade date of the sale or exchange. For short sales, the date shown is the date you closed the short sale.

Gross Proceeds (Less Commissions and Option Premiums) (Box 2a). Gross proceeds from transactions involving stocks, bonds and other debt obligations are reported in Box 2a. These amounts do not reflect net profits and are net of transaction costs (for instance, commissions and option premiums). Report the gross proceeds from each transaction separately on IRS Form 8949 (Sales and Other Dispositions of Capital Assets) and IRS Form 1040, Schedule D (Capital Gains and Losses). See the Instructions for Form 8949 for exceptions to reporting each transaction on a separate row. This box does not include proceeds from regulated futures or foreign currency forward contracts.

Cost or Other Basis (Box 3). This box shows the original cost, adjusted cost basis due to a corporate action or gifted or inherited cost basis. The IRS provides a detailed description of cost or other basis reporting in the 2013 Instructions for Form 1099-B available at irs.gov. For additional information about cost basis and its use during your tax preparation, please refer to the following IRS publications: IRS instructions for Schedule D and Form 8949, IRS Pub 550 (Investment Income and Expenses (Including Capital Gains and Losses)) and IRS Pub 551 (Basis of Assets). Average cost is segregated between covered, non-covered and gifted (see the Tax Guide at mytaxhandbook.com for more specific details).

Adjustments: This column may display the following

W=Wash Sale Loss Disallowed (Box 5). An adjustment code (W) will be displayed next to an amount for a disallowed wash sale loss within the Adjustments column. This loss is being reported as disallowed because the sale of the covered security has been treated as a broker wash sale. This occurs when you repurchase the identical security, as determined by CUSIP number, in the same brokerage account within the 30-day period preceding or following the date of the original loss. The wash sale loss is reported as a positive amount as required by the IRS.

For additional information about wash sales, please refer to the following 2013 Instructions for Schedule D (and Form 8949) and IRS Pub 550 (Investment Income and Expenses (Including Capital Gains and Losses)).

O=Option Premium. When stock is sold based upon the assignment of either a put or a call option, the proceeds of that sale are adjusted by the price of the option or the option premium. The proceeds amount is increased by the option premium received or decreased by the option premium paid. An adjustment code (O) will be displayed next to the amount for an option premium within the Adjustment column. See the Tax Guide or IRS Publication 550 for more information.

Realized Gain or Loss. The realized gain or loss for the transaction may be displayed. Note that the IRS does not require the reporting of this information on Form 1099-B.

Sale Date Totals. If you have multiple lots with the same sale or exchange date you may see a line item with **SALE DATE TOTAL** noted in the Disposition Transaction column. The totals provided in this line item are an aggregate of the lots listed above the total line when the security and sale or exchange date are the same. For these totals the word **VARIOUS** will be displayed in the Date of Acquisition column since the total includes multiple lots with different acquisition dates. These total amounts are included to help assist you with the completion of IRS Form(s) 8949.

Recipient's Name and Address:
 HANSJOERG WYSS FOUNDATION
 138 MT AUBURN STREET

Recipient's Identification
 Number: 12-3072622

**2013 TAX and
 YEAR-END STATEMENT
 As of 02/21/2014**

IMPORTANT MESSAGE: We send tax statements when information is finalized by securities issuers. If information is pending from issuers, you and members of your household may receive tax statement(s) at different times. Tax statement mailings will occur by January 31, February 18, February 28 and March 17, depending on when final information for your account is received from issuers. If you have any questions, please visit mytaxhandbook.com.

Summary Of Transactions We Do Not Report To The IRS (See instructions for additional information)

Advisory Fees **Amount**
 (55,693.40)

2013 Form 1099-B Proceeds From Broker and Barter Exchange Transactions OMB No. 1545-0715

(For individuals report details on Form 1040 Schedule D Line 1b, 2, 8b or 9)

This is important tax information and is being furnished to the Internal Revenue Service (except as indicated). If you are required to file a return, a negligence penalty or other sanction may be imposed on you if this income is taxable and the IRS determines that it has not been reported.

Disposition Transaction	Disposition Method	Quantity (Box 1c)	Date of Acquisition (Box 1b)	Date of Sale or Exchange (Box 1a)	Gross Proceeds Less Commissions and Option Premiums (Box 2a)	Cost or Other Basis (Box 3)	Adjustments W=Wash Sale Loss (Box 5) O=Option Premium	Realized Gain or (Loss)
SELL	FIRST IN FIRST OUT	43.200	12/20/2012	12/18/2013	2,370.51	1,677.56		692.95
SELL	FIRST IN FIRST OUT	45	12/27/2012	12/18/2013	2,469.28	1,733.31		735.97
SELL	FIRST IN FIRST OUT	28.100	01/04/2013	12/18/2013	1,541.93	1,079.29		462.64
SELL	FIRST IN FIRST OUT	49.200	01/11/2013	12/18/2013	2,699.75	1,922.75		777.00
SELL	FIRST IN FIRST OUT	41.500	01/17/2013	12/18/2013	2,277.23	1,625.04		652.19
SELL	FIRST IN FIRST OUT	58.400	01/25/2013	12/18/2013	3,204.58	2,269.07		935.51
SELL	FIRST IN FIRST OUT	59.500	01/31/2013	12/18/2013	3,264.94	2,310.04		954.90
SELL	FIRST IN FIRST OUT	44.100	02/07/2013	12/18/2013	2,419.90	1,603.48		816.42

Short-Term Transactions for Which Basis Is Reported to the IRS - Report on Form 8949, Part I, with Box A checked. Covered (Box 6b)

Description (Box 8): OSRAM LICHT AG NAMEN S AKTIEN O N ISIN#DE 000LED4000 CUSIP: D5963B113

Recipient's Name and Address:
 HANSJOERG WYSS FOUNDATION
 138 MT AUBURN STREET

Recipient's Identification
 Number: 12-3012622

2013 TAX and
 YEAR-END STATEMENT
 As of 02/21/2014

2013 Form 1099-B Proceeds From Broker and Barter Exchange Transactions OMB No. 1545-0715 (Continued)

(For individuals report details on Form 1040 Schedule D Line 1b, 2, 8b or 9)

Disposition Transaction	Disposition Method	Quantity (Box 1e)	Date of Acquisition (Box 1b)	Date of Sale or Exchange (Box 1a)	Gross Proceeds Less Commissions and Option Premiums (Box 2a)	Cost or Other Basis (Box 3)	Adjustments		Realized Gain or (Loss)
							W=Wash Sale Loss (Box 5)	O=Option Premium	
Covered (Box 6b) (continued)									
Description (Box 8): OSRAM LICHT AG NAMEN S AKTIEN O N ISIN#DE 000LED4000 CUSIP: D5963B113 (continued)									
SELL	FIRST IN FIRST OUT	47.300	02/14/2013	12/18/2013	2,595.49	1,756.23			839.26
SELL	FIRST IN FIRST OUT	32.100	02/22/2013	12/18/2013	1,761.42	1,166.27			595.15
SELL	FIRST IN FIRST OUT	79.100	03/14/2013	12/18/2013	4,340.45	3,039.81			1,300.64
SELL	FIRST IN FIRST OUT	40	03/21/2013	12/18/2013	2,194.94	1,580.86			614.08
SALE DATE TOTAL		567.500	VARIOUS	12/18/2013	31,140.42	21,763.71			9,376.71

Description (Box 8): EATON CORP PLC SHS J SIN#IE00B8KQNB27 CUSIP: G29183103									
SELL	VERSUS PURCHASE	4,056	12/03/2012	05/29/2013	273,181.74	209,435.63			63,746.11
SELL	VERSUS PURCHASE	348	12/13/2012	05/29/2013	23,438.67	18,095.75			5,342.92
SELL	VERSUS PURCHASE	330	12/20/2012	05/29/2013	22,226.32	17,859.13			4,367.19
SELL	VERSUS PURCHASE	369	12/27/2012	05/29/2013	24,853.07	19,639.32			5,213.75
SELL	VERSUS PURCHASE	156	01/03/2013	05/29/2013	10,506.99	8,832.96			1,674.03
SELL	VERSUS PURCHASE	407	01/10/2013	05/29/2013	27,412.47	22,337.74			5,074.73
SELL	VERSUS PURCHASE	381	01/17/2013	05/29/2013	25,661.30	21,046.60			4,614.70
SELL	VERSUS PURCHASE	295	01/25/2013	05/29/2013	19,868.99	16,901.93			2,967.06
SELL	VERSUS PURCHASE	240	01/31/2013	05/29/2013	16,164.60	13,575.43			2,589.17
SELL	VERSUS PURCHASE	393	02/07/2013	05/29/2013	26,469.53	23,103.52			3,366.01
SELL	VERSUS PURCHASE	277	02/14/2013	05/29/2013	18,656.64	16,828.05			1,828.59

Recipient's Name and Address:
 HANSJOERG WYSS FOUNDATION
 138 MT AUBURN STREET

Recipient's Identification
 Number: 12-30712622

**2013 TAX and
 YEAR-END STATEMENT
 As of 02/21/2014**

2013 Form 1099-B Proceeds From Broker and Barter Exchange Transactions OMB No. 1545-0715 (Continued)

(For individuals report details on Form 1040 Schedule D Line: 1b, 2, 8b or 9)

Disposition Transaction	Disposition Method	Quantity (Box 1e)	Date of Acquisition (Box 1b)	Date of Sale or Exchange (Box 1a)	Gross Proceeds Less Commissions and Option Premiums (Box 2a)	Cost or Other Basis (Box 3)	Adjustments W=Wash Sale Loss (Box 5) O=Option Premium	Realized Gain or (Loss)
Covered (Box 6b) (continued)								
Description (Box 8): EATON CORP PLC SHS I SIN#IE00B8KQNB27 CUSIP: G29183103 (continued)								
SELL	VERSUS PURCHASE	319	02/22/2013	05/29/2013	21,485.45	18,987.01		2,498.44
SELL	VERSUS PURCHASE	660	03/14/2013	05/29/2013	44,452.65	41,669.80		2,782.85
SELL	VERSUS PURCHASE	260	03/21/2013	05/29/2013	17,511.65	16,291.56		1,220.09
SALE DATE TOTAL		8,491	VARIOUS	05/29/2013	571,890.07	464,604.43		107,285.64

Description (Box 8): GLAXOSMITHKLINE PLC SHS ISIN#GB000925288 2 CUSIP: G3910J112								
SELL	FIRST IN FIRST OUT	1,716	09/13/2012	05/29/2013	44,825.87	39,855.30		4,970.57
SELL	FIRST IN FIRST OUT	1,666	09/20/2012	05/29/2013	43,519.75	38,811.72		4,708.03
SELL	FIRST IN FIRST OUT	1,725	09/28/2012	05/29/2013	45,060.97	40,338.11		4,722.86
SELL	FIRST IN FIRST OUT	1,660	10/04/2012	05/29/2013	43,363.02	39,429.49		3,933.53
SELL	FIRST IN FIRST OUT	1,954	10/11/2012	05/29/2013	51,042.97	45,124.70		5,918.27
SELL	FIRST IN FIRST OUT	1,674	10/18/2012	05/29/2013	43,728.73	38,488.15		5,240.58
SELL	FIRST IN FIRST OUT	1,342	10/25/2012	05/29/2013	35,056.13	30,733.41		4,322.72
SELL	FIRST IN FIRST OUT	1,711	11/01/2012	05/29/2013	44,695.26	38,658.51		6,036.75
SELL	FIRST IN FIRST OUT	1,999	11/09/2012	05/29/2013	52,218.48	44,101.94		8,116.54
SELL	FIRST IN FIRST OUT	1,646	11/15/2012	05/29/2013	42,997.31	34,917.59		8,079.72
SELL	FIRST IN FIRST OUT	1,678	11/21/2012	05/29/2013	43,833.22	35,936.21		7,897.01
SELL	FIRST IN FIRST OUT	1,622	11/30/2012	05/29/2013	42,370.37	35,258.71		7,111.66

Recipient's Name and Address:
 HANSJOERG WYSS FOUNDATION
 138 MT AUBURN STREET

Recipient's Identification
 Number: 12-3012622

**2013 TAX and
 YEAR-END STATEMENT
 As of 02/21/2014**

2013 Form 1099-B Proceeds From Broker and Barter Exchange Transactions OMB No. 1545-0715 (Continued)

(For individuals report details on Form 1040 Schedule D Line 1b, 2, 8b or 9)

Disposition Transaction	Disposition Method	Quantity (Box 1e)	Date of Acquisition (Box 1b)	Date of Sale or Exchange (Box 1a)	Gross Proceeds Less Commissions and Option Premiums (Box 2a)	Cost or Other Basis (Box 3)	Adjustments		Realized Gain or (Loss)
							W=Wash Sale Loss (Box 5)	0=Option Premium	
Short-Term Transactions for Which Basis Is Reported to the IRS - Report on Form 8949, Part I, with Box A checked.									
Covered (Box 6b) (continued)									
Description (Box 8): GLAXOSMITHKLINE PLC SHS (SIN#GB000925288 2) CUSIP: G39101112 (continued)									
SELL	FIRST IN FIRST OUT	1,874	12/13/2012	05/29/2013	48,953.19	41,703.62			7,249.57
SELL	FIRST IN FIRST OUT	1,411	12/20/2012	05/29/2013	36,858.57	31,297.25			5,561.32
SELL	FIRST IN FIRST OUT	1,952	12/27/2012	05/29/2013	50,990.73	42,807.75			8,182.98
SELL	FIRST IN FIRST OUT	1,229	01/04/2013	05/29/2013	32,104.31	27,263.77			4,840.54
SELL	FIRST IN FIRST OUT	2,036	01/11/2013	05/29/2013	53,185.00	45,826.90			7,358.10
SELL	FIRST IN FIRST OUT	1,995	01/17/2013	05/29/2013	52,113.99	44,017.88			8,096.11
SELL	FIRST IN FIRST OUT	1,305	01/25/2013	05/29/2013	34,089.60	29,454.89			4,634.71
SELL	FIRST IN FIRST OUT	1,624	01/31/2013	05/29/2013	42,422.62	37,580.66			4,841.96
SELL	FIRST IN FIRST OUT	1,962	02/07/2013	05/29/2013	51,251.95	44,583.51			6,668.44
SELL	FIRST IN FIRST OUT	1,417	02/14/2013	05/29/2013	37,015.30	32,415.72			4,599.58
SELL	FIRST IN FIRST OUT	1,492	02/22/2013	05/29/2013	38,974.47	33,826.18			5,148.29
SELL	FIRST IN FIRST OUT	3,008	03/14/2013	05/29/2013	78,575.88	68,235.58			10,340.30
SELL	FIRST IN FIRST OUT	1,571	03/21/2013	05/29/2013	41,038.11	36,598.02			4,440.09
SALE DATE TOTAL		43,269	VARIOUS	05/29/2013	1,130,285.80	977,265.57			153,020.23
Description (Box 8): DIAGEO PLC ORD SHS I (SIN#GB0002374006) CUSIP: G42089113									
SELL	FIRST IN FIRST OUT	641	09/13/2012	05/29/2013	19,266.73	17,452.37			1,814.36
SELL	FIRST IN FIRST OUT	628	09/20/2012	05/29/2013	18,875.98	17,533.55			1,342.43

Recipient's Name and Address:
 HANSJOERG WYSS FOUNDATION
 138 MT AUBURN STREET

Recipient's Identification
 Number: 12-3012622

2013 TAX and
 YEAR-END STATEMENT
 As of 02/21/2014

2013 Form 1099-B Proceeds From Broker and Barter Exchange Transactions OMB No. 1545-0715 (Continued)

(For individuals report details on Form 1040 Schedule D Line 1b, 2, 8b or 9)

Disposition Transaction	Disposition Method	Quantity (Box 1e)	Date of Acquisition (Box 1b)	Date of Sale or Exchange (Box 1a)	Gross Proceeds Less Commissions and Option Premiums (Box 2a)	Cost or Other Basis (Box 3)	Adjustments W=Wash Sale Loss (Box 5) O=Option Premium Loss	Realized Gain or (Loss)
SELL	FIRST IN FIRST OUT	650	09/28/2012	05/29/2013	19,537.25	18,539.75		997.50
SELL	FIRST IN FIRST OUT	621	10/04/2012	05/29/2013	18,665.58	18,131.29		534.29
SELL	FIRST IN FIRST OUT	671	10/11/2012	05/29/2013	20,168.45	19,234.22		934.23
SELL	FIRST IN FIRST OUT	628	10/18/2012	05/29/2013	18,875.98	17,897.46		978.52
SELL	FIRST IN FIRST OUT	547	10/25/2012	05/29/2013	16,441.34	15,772.09		669.25
SELL	FIRST IN FIRST OUT	617	11/01/2012	05/29/2013	18,545.35	18,046.63		498.72
SELL	FIRST IN FIRST OUT	801	11/09/2012	05/29/2013	24,075.90	23,083.78		992.12
SELL	FIRST IN FIRST OUT	651	11/15/2012	05/29/2013	19,567.30	18,770.48		796.82
SELL	FIRST IN FIRST OUT	638	11/21/2012	05/29/2013	19,176.56	18,871.97		304.59
SELL	FIRST IN FIRST OUT	600	11/30/2012	05/29/2013	18,034.38	18,134.40		(100.02)
SELL	FIRST IN FIRST OUT	681	12/13/2012	05/29/2013	20,469.02	20,464.59		4.43
SELL	FIRST IN FIRST OUT	474	12/20/2012	05/29/2013	14,247.16	14,358.22		(111.06)
SELL	FIRST IN FIRST OUT	835	12/27/2012	05/29/2013	25,097.85	24,564.70		533.15
SELL	FIRST IN FIRST OUT	335	01/04/2013	05/29/2013	10,069.20	9,847.83		221.37
SELL	FIRST IN FIRST OUT	756	01/11/2013	05/29/2013	22,723.32	22,058.11		665.21
SELL	FIRST IN FIRST OUT	606	01/17/2013	05/29/2013	18,214.72	17,878.15		336.57
SELL	FIRST IN FIRST OUT	643	01/25/2013	05/29/2013	19,326.84	19,011.20		315.64

Short-Term Transactions for Which Basis is Reported to the IRS - Report on Form 8949, Part I, with Box A checked.

Covered (Box 6b) (continued)

Description (Box 8): DIAGEO PLC ORD SHS | SIN#GB0002374006

CUSIP: G42089113 (continued)

Recipient's Name and Address:

HANSJOERG WYSS FOUNDATION
138 MT AUBURN STREET

Recipient's Identification
Number: 12-301262Z

**2013 TAX and
YEAR-END STATEMENT
As of 02/21/2014**

2013 Form 1099-B Proceeds From Broker and Barter Exchange Transactions OMB No. 1545-0715 (Continued)
(For individuals report details on Form 1040 Schedule D Line 1b, 2, 8b or 9)

Disposition Transaction	Disposition Method	Quantity (Box 1e)	Date of Acquisition (Box 1b)	Date of Sale or Exchange (Box 1a)	Gross Proceeds Less Commissions and Option Premiums (Box 2a)	Cost or Other Basis (Box 3)	Adjustments		Realized Gain or (Loss)
							W=Wash Sale Loss (Box 5)	O=Option Premium (Loss)	
Short-Term Transactions for Which Basis Is Reported to the IRS - Report on Form 8949, Part I, with Box A checked.									
Covered (Box 6b) (continued)									
Description (Box 8): DIAGEO PLC ORD SHS I SIN#G80002374006 CUSIP: G42089113 (continued)									
SELL	FIRST IN FIRST OUT	890	01/31/2013	05/29/2013	26,751.00	26,787.22			(36.22)
SELL	FIRST IN FIRST OUT	239	02/07/2013	05/29/2013	7,183.69	7,115.10			68.59
SELL	FIRST IN FIRST OUT	506	02/14/2013	05/29/2013	15,208.99	15,243.30			(34.31)
SELL	FIRST IN FIRST OUT	721	02/22/2013	05/29/2013	21,671.31	21,883.36			(212.05)
SELL	FIRST IN FIRST OUT	1,116	03/14/2013	05/29/2013	33,543.95	34,134.98			(591.03)
SELL	FIRST IN FIRST OUT	636	03/21/2013	05/29/2013	19,116.46	19,629.19			(512.73)
SALE DATE TOTAL		16,131	VARIOUS	05/29/2013	484,854.31	474,443.94			10,410.37

Description (Box 8): VODAFONE GROUP PLC N EW SHS ISIN#G800B16G WD56 CUSIP: G93882135									
SELL	FIRST IN FIRST OUT	240,382	05/29/2013	09/19/2013	807,155.40	707,612.49			99,542.91

Description (Box 8): PETROCHINA COMPANY L LIMITED SHS H ISIN#CN E100003W8 CUSIP: Y6883Q104									
SELL	FIRST IN FIRST OUT	11,430	09/21/2012	09/19/2013	13,046.46	14,977.53			(1,931.07)
SELL	FIRST IN FIRST OUT	11,634	09/28/2012	09/19/2013	13,279.32	15,351.06			(2,071.74)
SELL	FIRST IN FIRST OUT	11,654	10/05/2012	09/19/2013	13,302.14	15,259.47			(1,957.33)
SELL	FIRST IN FIRST OUT	9,819	10/12/2012	09/19/2013	11,207.63	13,245.83			(2,038.20)
SELL	FIRST IN FIRST OUT	6,731	10/19/2012	09/19/2013	7,682.92	9,500.73			(1,817.81)
SELL	FIRST IN FIRST OUT	18,690	10/26/2012	09/19/2013	21,333.20	25,911.82			(4,578.62)
SELL	FIRST IN FIRST OUT	11,944	11/02/2012	09/19/2013	13,633.16	16,524.52			(2,891.36)

Recipient's Name and Address:
 HANSJOERG WYSS FOUNDATION
 138 MT AUBURN STREET

Recipient's Identification
 Number: 12-3012622

2013 TAX and
 YEAR-END STATEMENT
 AS of 02/21/2014

2013 Form 1099-B Proceeds From Broker and Barter Exchange Transactions OMB No. 1545-0715 (Continued)

(For individuals report details on Form 1040 Schedule D Line 1b, 2, 8b or 9)

Disposition Transaction	Disposition Method	Quantity (Box 1e)	Date of Acquisition (Box 1b)	Date of Sale or Exchange (Box 1a)	Gross Proceeds Less Commissions and Option Premiums (Box 2a)	Cost or Other Basis (Box 3)	Adjustments		Realized Gain or Loss (Less)
							Wash Sale Loss (Box 5)	0=Option Premium	
Short-Term Transactions for Which Basis Is Reported to the IRS - Report on Form 8949, Part I, with Box A checked.									
Covered (Box 6b) (continued)									
Description (Box 8): ABBOTT LABS COM CUSIP: 002824100 (continued)									
SELL	FIRST IN FIRST OUT	199	01/03/2013	02/22/2013	6,804.75	6,570.66			234.09
SELL	FIRST IN FIRST OUT	495	01/10/2013	02/22/2013	16,926.38	16,681.69			244.69
SELL	FIRST IN FIRST OUT	486	01/17/2013	02/22/2013	16,618.62	15,973.89			644.73
SELL	FIRST IN FIRST OUT	406	01/25/2013	02/22/2013	13,883.05	13,301.65			581.40
SELL	FIRST IN FIRST OUT	377	01/31/2013	02/22/2013	12,891.40	12,557.87			333.53
SELL	FIRST IN FIRST OUT	427	02/07/2013	02/22/2013	14,601.14	14,647.25		37.90	(8.21)
SELL	FIRST IN FIRST OUT	351	02/14/2013	02/22/2013	12,002.34	12,179.58			(177.24)
Wash sale: 15 day(s) added to holding period									
SALE DATE TOTAL		9,192	VARIOUS	02/22/2013	314,317.68	297,485.92			16,869.66

Description (Box 8): ABBVIE INC COM CUSIP: 00287Y109									
SELL	FIRST IN FIRST OUT	428	09/13/2012	05/29/2013	18,833.58	15,125.98			3,707.60
SELL	FIRST IN FIRST OUT	417	09/20/2012	05/29/2013	18,349.54	15,081.69			3,267.85
SELL	FIRST IN FIRST OUT	432	09/27/2012	05/29/2013	19,009.60	15,551.20			3,458.40
SELL	FIRST IN FIRST OUT	413	10/04/2012	05/29/2013	18,173.53	15,223.17			2,950.36
SELL	FIRST IN FIRST OUT	423	10/11/2012	05/29/2013	18,613.56	15,403.36			3,210.20
SELL	FIRST IN FIRST OUT	573	10/18/2012	05/29/2013	25,214.12	19,668.27			5,545.85
SELL	FIRST IN FIRST OUT	258	10/25/2012	05/29/2013	11,352.95	8,834.06			2,518.89

Recipient's Name and Address:
 HANSJOERG WYSS FOUNDATION
 138 MT AUBURN STREET

Recipient's Identification
 Number: 12-3012622

**2013 TAX and
 YEAR-END STATEMENT
 As of 02/21/2014**

2013 Form 1099-B Proceeds From Broker and Barter Exchange Transactions OMB No. 1545-0715 (Continued)

(For individuals report details on Form 1040 Schedule D Line 1b, 2, 8b or 9)

Disposition Transaction	Disposition Method	Quantity (Box 1e)	Date of Acquisition (Box 1b)	Date of Sale or Exchange (Box 1a)	Gross Proceeds Less Commissions and Option Premiums (Box 2a)	Cost or Other Basis (Box 3)	Adjustments		Realized Gain or (Loss)
							W=Wash Sale Loss (Box 5)	O=Option Premium	
SELL	FIRST IN FIRST OUT	422	11/01/2012	05/29/2013	18,569.56	14,518.40			4,051.16
SELL	FIRST IN FIRST OUT	504	11/08/2012	05/29/2013	22,177.86	16,727.50			5,450.36
SELL	FIRST IN FIRST OUT	423	11/15/2012	05/29/2013	18,613.56	14,007.19			4,606.37
SELL	FIRST IN FIRST OUT	419	11/21/2012	05/29/2013	18,437.55	13,783.14			4,654.41
SELL	FIRST IN FIRST OUT	407	11/29/2012	05/29/2013	17,909.51	13,692.76			4,216.75
SELL	FIRST IN FIRST OUT	464	12/13/2012	05/29/2013	20,417.72	15,881.41			4,536.31
SELL	FIRST IN FIRST OUT	391	12/20/2012	05/29/2013	17,205.45	13,290.78			3,914.67
SELL	FIRST IN FIRST OUT	477	12/27/2012	05/29/2013	20,989.76	16,137.68			4,852.08
SELL	FIRST IN FIRST OUT	224	01/03/2013	05/29/2013	9,856.83	7,763.77			2,093.06
SELL	FIRST IN FIRST OUT	474	01/10/2013	05/29/2013	20,857.75	15,983.28			4,874.47
SELL	FIRST IN FIRST OUT	482	01/17/2013	05/29/2013	21,209.78	17,466.86			3,742.92
SELL	FIRST IN FIRST OUT	467	01/25/2013	05/29/2013	20,549.73	17,230.01			3,319.72
SELL	FIRST IN FIRST OUT	299	01/31/2013	05/29/2013	13,157.11	10,976.05			2,181.06
SELL	FIRST IN FIRST OUT	510	02/07/2013	05/29/2013	22,441.89	18,660.90			3,780.99
SELL	FIRST IN FIRST OUT	354	02/14/2013	05/29/2013	15,577.31	12,518.25			3,059.06
SELL	FIRST IN FIRST OUT	417	02/22/2013	05/29/2013	18,349.54	16,158.75			2,190.79

CUSIP: 00287Y109 (continued)

Short-Term Transactions for Which Basis Is Reported to the IRS - Report on Form 8949, Part I, with Box A checked.

Covered (Box 6b) (continued)

Description (Box 8): ABBVIE INC COM

Recipient's Name and Address:
 HANSJOERG WYSS FOUNDATION
 138 MT AUBURN STREET

Recipient's Identification
 Number: 12-3012622

2013 TAX and
 YEAR-END STATEMENT
 As of 02/21/2014

2013 Form 1099-B Proceeds From Broker and Barter Exchange Transactions OMB No. 1545-0715 (Continued)

(For individuals report details on Form 1040 Schedule D Line 1b, 2, 8b or 9)

Disposition Transaction	Disposition Method	Quantity (Box 1e)	Date of Acquisition (Box 1b)	Date of Sale or Exchange (Box 1a)	Gross Proceeds Less Commissions and Option Premiums (Box 2a)	Cost or Other Basis (Box 3)	Adjustments W=Wash Sale Loss (Box 5) O=Option Premium (Loss)	Realized Gain or (Loss)
-------------------------	--------------------	-------------------	------------------------------	-----------------------------------	--	-----------------------------	--	-------------------------

Short-Term Transactions for Which Basis is Reported to the IRS - Report on Form 8949, Part I, with Box A checked.

Covered (Box 6b) (continued)

CUSIP: 00287Y109 (continued)								
Description (Box 8):	ABBVIE INC COM							
SELL	FIRST IN FIRST OUT	802	03/14/2013	05/29/2013	35,290.97	29,746.18		5,544.79
SELL	FIRST IN FIRST OUT	364	03/21/2013	05/29/2013	16,017.36	14,164.62		1,852.74
SALE DATE TOTAL		10,844	VARIOUS	05/29/2013	477,176.12	383,595.26		93,580.86

Covered (Box 6b) (continued)

CUSIP: 02209S103								
Description (Box 8):	ALTRIA GROUP INC COM							
SELL	FIRST IN FIRST OUT	1,198	09/13/2012	05/29/2013	43,601.21	40,385.77		3,215.44
SELL	FIRST IN FIRST OUT	1,168	09/20/2012	05/29/2013	42,509.36	39,101.48		3,407.88
SELL	FIRST IN FIRST OUT	1,210	09/27/2012	05/29/2013	44,037.95	41,113.86		2,924.09
SELL	FIRST IN FIRST OUT	1,155	10/04/2012	05/29/2013	42,036.22	39,535.53		2,500.69
SELL	FIRST IN FIRST OUT	1,358	10/11/2012	05/29/2013	49,424.41	45,153.50		4,270.91
SELL	FIRST IN FIRST OUT	1,187	10/18/2012	05/29/2013	43,200.86	39,349.88		3,850.98
SELL	FIRST IN FIRST OUT	940	10/25/2012	05/29/2013	34,211.30	30,172.68		4,038.62
SELL	FIRST IN FIRST OUT	1,158	11/01/2012	05/29/2013	42,145.41	37,165.54		4,979.87
SELL	FIRST IN FIRST OUT	1,446	11/08/2012	05/29/2013	52,627.17	45,567.07		7,060.10
SELL	FIRST IN FIRST OUT	1,182	11/15/2012	05/29/2013	43,018.89	35,968.85		7,050.04
SELL	FIRST IN FIRST OUT	1,172	11/21/2012	05/29/2013	42,654.94	38,547.08		4,107.86
SELL	FIRST IN FIRST OUT	283	11/29/2012	05/29/2013	10,299.79	9,493.52		806.27
SALE DATE TOTAL		13,457	VARIOUS	05/29/2013	489,767.51	441,554.76		48,212.75

Recipient's Name and Address:
 HANSJERG WYSS FOUNDATION
 138 MT AUBURN STREET

Recipient's Identification
 Number: 12-3012622

**2013 TAX and
 YEAR-END STATEMENT
 As of 02/21/2014**

2013 Form 1099-B Proceeds From Broker and Barter Exchange Transactions OMB No. 1545-0715 (Continued)

(For individuals report details on Form 1040 Schedule D Line 1b, 2, 8b or 9)

Disposition Transaction	Disposition Method	Quantity (Box 1e)	Date of Acquisition (Box 1b)	Date of Sale or Exchange (Box 1a)	Gross Proceeds Less Commissions and Option Premiums (Box 2a)	Cost or Other Basis (Box 3)	Adjustments		Realized Gain or (Loss)
							W=Wash Sale Loss (Box 5)	O=Option Premium	
Short-Term Transactions for Which Basis Is Reported to the IRS - Report on Form 8949, Part I, with Box A checked.									
Covered (Box 6b) (continued)									
Description (Box 8): BEMIS CO INC COM CUSIP: 081437105									
SELL	FIRST IN FIRST OUT	855	09/13/2012	05/29/2013	33,491.63	26,298.68			7,192.95
SELL	FIRST IN FIRST OUT	834	09/20/2012	05/29/2013	32,669.03	26,367.66			6,301.37
SELL	FIRST IN FIRST OUT	863	09/27/2012	05/29/2013	33,805.00	27,085.77			6,719.23
SELL	FIRST IN FIRST OUT	824	10/04/2012	05/29/2013	32,277.32	26,298.04			5,979.28
SELL	FIRST IN FIRST OUT	902	10/11/2012	05/29/2013	35,332.69	28,634.08			6,698.61
SELL	FIRST IN FIRST OUT	576	10/18/2012	05/29/2013	22,562.78	18,954.77			3,608.01
SELL	FIRST IN FIRST OUT	862	10/25/2012	05/29/2013	33,765.83	28,532.45			5,233.38
SELL	FIRST IN FIRST OUT	974	11/01/2012	05/29/2013	38,153.04	32,594.91			5,558.13
SELL	FIRST IN FIRST OUT	992	11/08/2012	05/29/2013	38,858.13	32,850.27			6,007.86
SELL	FIRST IN FIRST OUT	840	11/15/2012	05/29/2013	32,904.06	27,458.50			5,445.56
SELL	FIRST IN FIRST OUT	832	11/21/2012	05/29/2013	32,590.69	27,630.72			4,959.97
SELL	FIRST IN FIRST OUT	492	11/29/2012	05/29/2013	19,272.38	16,520.77			2,751.61
SALE DATE TOTAL		9,846	VARIOUS	05/29/2013	385,682.58	319,226.62			66,455.96
Description (Box 8): CA INC COM CUSIP: 12673P105									
SELL	FIRST IN FIRST OUT	1,449	09/13/2012	05/29/2013	39,368.46	39,136.33			232.13
SELL	FIRST IN FIRST OUT	1,413	09/20/2012	05/29/2013	38,390.36	37,616.32			774.04
SELL	FIRST IN FIRST OUT	1,465	09/27/2012	05/29/2013	39,803.17	37,612.41			2,190.76

Recipient's Name and Address:
 HANSJOERG WYSS FOUNDATION
 138 MT AUBURN STREET

Recipient's Identification
 Number: 12-3012622

2013 TAX and
 YEAR-END STATEMENT
 AS of 02/21/2014

2013 Form 1099-B Proceeds From Broker and Barter Exchange Transactions OMB No. 1545-0715 (Continued)

(For individuals report details on Form 1040 Schedule D Line 1b, 2, 8b or 9)

Disposition Transaction	Disposition Method	Quantity (Box 1e)	Date of Acquisition (Box 1b)	Date of Sale or Exchange (Box 1a)	Gross Proceeds Less Commissions and Option Premiums (Box 2a)	Cost or Other Basis (Box 3)	Adjustments W=Wash Sale Loss (Box 5) O=Option Premium (Loss)	Realized Gain or (Loss)
CUSIP: 12673P105 (continued)								
Description (Box 8): CA INC COM								
SELL	FIRST IN FIRST OUT	1,396	10/04/2012	05/29/2013	37,928.48	35,330.66		2,597.82
SELL	FIRST IN FIRST OUT	1,617	10/11/2012	05/29/2013	43,932.92	40,579.58		3,353.34
SELL	FIRST IN FIRST OUT	883	10/18/2012	05/29/2013	23,990.58	22,041.09		1,949.49
SALE DATE TOTAL		8,223	VARIOUS	05/29/2013	223,413.97	212,316.39		11,097.58
SELL	FIRST IN FIRST OUT	1,528	12/20/2012	12/18/2013	48,826.02	34,202.29		14,623.73
SELL	FIRST IN FIRST OUT	1,224	12/27/2012	12/18/2013	39,111.95	26,783.81		12,328.14
SALE DATE TOTAL		2,752	VARIOUS	12/18/2013	87,937.97	60,986.10		26,951.87
SECURITY TOTAL					311,351.94	273,302.49		38,049.45
CUSIP: 166764100								
Description (Box 8): CHEVRON CORP NEW COM								
SELL	FIRST IN FIRST OUT	190	09/13/2012	05/29/2013	23,835.69	21,723.61		2,112.08
SELL	FIRST IN FIRST OUT	185	09/20/2012	05/29/2013	23,208.43	21,655.10		1,553.33
SELL	FIRST IN FIRST OUT	192	09/27/2012	05/29/2013	24,086.59	22,485.04		1,601.55
SELL	FIRST IN FIRST OUT	183	10/04/2012	05/29/2013	22,957.53	21,464.65		1,492.88
SELL	FIRST IN FIRST OUT	226	10/11/2012	05/29/2013	28,351.93	25,658.91		2,693.02
SELL	FIRST IN FIRST OUT	159	10/18/2012	05/29/2013	19,946.71	18,238.73		1,707.98
SELL	FIRST IN FIRST OUT	160	10/25/2012	05/29/2013	20,072.16	17,662.68		2,409.48
SELL	FIRST IN FIRST OUT	194	11/01/2012	05/29/2013	24,337.49	21,583.83		2,753.66

Recipient's Name and Address:
 HANSJOERG WYSS FOUNDATION
 138 MT AUBURN STREET

Recipient's Identification
 Number: 12-3012622

**2013 TAX and
 YEAR-END STATEMENT
 AS of 02/21/2014**

2013 Form 1099-B Proceeds From Broker and Barter Exchange Transactions OMB No. 1545-0715 (Continued)

(For individuals report details on Form 1040 Schedule D Line 1b, 2, 8b or 9)

Disposition Transaction	Disposition Method	Quantity (Box 1e)	Date of Acquisition (Box 1b)	Date of Sale or Exchange (Box 1a)	Gross Proceeds Less Commissions and Option Premiums (Box 2a)	Cost or Other Basis (Box 3)	Adjustments		Realized Gain or (Loss)
							W=Wash Sale Loss (Box 5)	O=Option Premium	
Short-Term Transactions for Which Basis Is Reported to the IRS - Report on Form 8949, Part I, with Box A checked.									
Covered (Box 6b) (continued)									
Description (Box 8): CHEVRON CORP NEW COM CUSIP: 166764100 (continued)									
SALE DATE TOTAL		4,754	VARIOUS	05/29/2013	596,394.05	536,047.08			60,346.97
Description (Box 8): CISCO SYSTEMS INC									
SELL	FIRST IN FIRST OUT	19,977	05/29/2013	12/18/2013	410,996.80	482,788.15			(71,791.35)
Description (Box 8): ECOPEPETROL S A SPONSO RED ADS ISIN#US27915 81091									
SELL	FIRST IN FIRST OUT	297	12/20/2012	12/18/2013	11,363.96	17,699.62			(6,335.66)
SELL	FIRST IN FIRST OUT	346	12/27/2012	12/18/2013	13,238.82	21,212.91			(7,974.09)
SELL	FIRST IN FIRST OUT	133	01/03/2013	12/18/2013	5,088.91	8,273.67			(3,184.76)
SELL	FIRST IN FIRST OUT	393	01/10/2013	12/18/2013	15,037.16	24,365.80			(9,328.64)
SELL	FIRST IN FIRST OUT	347	01/17/2013	12/18/2013	13,277.09	21,360.45			(8,083.36)
SELL	FIRST IN FIRST OUT	274	01/25/2013	12/18/2013	10,483.92	17,327.15			(6,843.23)
SELL	FIRST IN FIRST OUT	304	01/31/2013	12/18/2013	11,631.80	19,280.77			(7,648.97)
SELL	FIRST IN FIRST OUT	285	02/07/2013	12/18/2013	10,904.81	17,673.87			(6,769.06)
SELL	FIRST IN FIRST OUT	257	02/14/2013	12/18/2013	9,833.46	15,620.33			(5,786.87)
SELL	FIRST IN FIRST OUT	281	02/22/2013	12/18/2013	10,751.76	16,396.35			(5,644.59)
SELL	FIRST IN FIRST OUT	615	03/14/2013	12/18/2013	23,531.44	34,885.38			(11,353.94)
SELL	FIRST IN FIRST OUT	255	03/21/2013	12/18/2013	9,756.96	13,893.49			(4,136.53)
SALE DATE TOTAL		3,787	VARIOUS	12/18/2013	144,900.09	227,989.79			(83,089.70)

Recipient's Name and Address:
 HANSJORG WYSS FOUNDATION
 138 MT AUBURN STREET

Recipient's Identification
 Number 12-3012622

2013 TAX and
 YEAR-END STATEMENT
 As of 02/21/2014

2013 Form 1099-B Proceeds From Broker and Barter Exchange Transactions OMB No. 1545-0715 (Continued)

(For individuals report details on Form 1040 Schedule D Line 1b, 2, 8b or 9)

Disposition Transaction	Disposition Method	Quantity (Box 1e)	Date of Acquisition (Box 1b)	Date of Sale or Exchange (Box 1a)	Gross Proceeds Less Commissions and Option Premiums (Box 2a)	Cost or Other Basis (Box 3)	Adjustments		Realized Gain or (Loss)
							W=Wash Sale Loss (Box 5)	O=Option Premium	
SELL	VERSUS PURCHASE	310	09/13/2012	05/29/2013	17,787.55	15,109.33			2,678.22
SELL	VERSUS PURCHASE	302	09/20/2012	05/29/2013	17,328.52	15,183.83			2,144.69
SELL	VERSUS PURCHASE	313	09/27/2012	05/29/2013	17,959.69	15,080.93			2,878.76
SELL	VERSUS PURCHASE	299	10/04/2012	05/29/2013	17,156.38	14,771.10			2,385.28
SELL	VERSUS PURCHASE	327	10/11/2012	05/29/2013	18,763.00	15,919.83			2,843.17
SELL	VERSUS PURCHASE	255	10/18/2012	05/29/2013	14,631.70	12,649.37			1,982.33
SELL	VERSUS PURCHASE	293	10/25/2012	05/29/2013	16,812.11	14,024.23			2,787.88
SELL	VERSUS PURCHASE	292	11/01/2012	05/29/2013	16,754.73	14,617.49			2,137.24
SELL	VERSUS PURCHASE	391	11/08/2012	05/29/2013	22,435.27	19,512.42			2,922.85
SELL	VERSUS PURCHASE	304	11/15/2012	05/29/2013	17,443.28	14,739.80			2,703.48
SELL	VERSUS PURCHASE	301	11/21/2012	05/29/2013	17,271.14	14,634.62			2,636.52
SELL	VERSUS PURCHASE	292	11/29/2012	05/29/2013	16,754.73	14,757.15			1,997.58
SELL	VERSUS PURCHASE	299	12/13/2012	05/29/2013	17,156.38	15,532.78			1,623.60
SELL	VERSUS PURCHASE	316	12/20/2012	05/29/2013	18,131.83	16,750.90			1,380.93
SELL	VERSUS PURCHASE	344	12/27/2012	05/29/2013	19,738.44	18,037.50			1,700.94
SELL	VERSUS PURCHASE	186	01/03/2013	05/29/2013	10,672.53	10,319.50			353.03
SELL	VERSUS PURCHASE	363	01/10/2013	05/29/2013	20,828.65	19,857.40			971.25

Short-Term Transactions for Which Basis Is Reported to the IRS - Report on Form 8949, Part I, with Box A checked.

Covered (Box 6b) (continued)

Description (Box 8): EMERSON ELEC CO COM

CUSIP: 291011104

Recipient's Name and Address:
 HANSJOERG WYSS FOUNDATION
 138 MT AUBURN STREET

Recipient's Identification
 Number: 12-3012622

2013 TAX and
 YEAR-END STATEMENT
 As of 02/21/2014

2013 Form 1099-B Proceeds From Broker and Barter Exchange Transactions OMB No. 1545-0715 (Continued)

(For individuals report details on Form 1040 Schedule D Line 1b, 2, 8b or 9)

Disposition Transaction	Disposition Method	Quantity (Box 1e)	Date of Acquisition (Box 1b)	Date of Sale or Exchange (Box 1a)	Gross Proceeds Less Commissions and Option Premiums (Box 2a)	Cost or Other Basis (Box 3)	Adjustments W=Wash Sale Loss (Box 5) 0=Option Premium	Realized Gain or (Loss)
Covered (Box 6b) (continued)								
Description (Box 8): HASBRO INC COM								
SELL	FIRST IN FIRST OUT	575	12/20/2012	05/29/2013	25,739.36	20,854.61		4,884.75
SELL	FIRST IN FIRST OUT	804	12/27/2012	05/29/2013	35,990.34	28,283.83		7,706.51
SELL	FIRST IN FIRST OUT	366	01/03/2013	05/29/2013	16,383.66	13,148.62		3,235.04
SELL	FIRST IN FIRST OUT	840	01/10/2013	05/29/2013	37,601.84	30,125.17		7,476.67
SELL	FIRST IN FIRST OUT	723	01/17/2013	05/29/2013	32,364.44	27,295.05		5,069.39
SELL	FIRST IN FIRST OUT	575	01/25/2013	05/29/2013	25,739.36	21,241.36		4,498.00
SELL	FIRST IN FIRST OUT	600	01/31/2013	05/29/2013	26,858.46	22,365.66		4,492.80
SELL	FIRST IN FIRST OUT	634	02/07/2013	05/29/2013	28,380.44	24,309.14		4,071.30
SELL	FIRST IN FIRST OUT	540	02/14/2013	05/29/2013	24,172.61	21,793.69		2,378.92
SELL	FIRST IN FIRST OUT	630	02/22/2013	05/29/2013	28,201.38	26,056.80		2,144.58
SELL	FIRST IN FIRST OUT	1,206	03/14/2013	05/29/2013	53,985.50	50,927.08		3,058.42
SELL	FIRST IN FIRST OUT	576	03/21/2013	05/29/2013	25,784.13	24,559.37		1,224.76
SALE DATE TOTAL		16,525	VARIOUS	05/29/2013	739,726.75	628,875.57		110,851.18
Description (Box 8): KIMBERLY CLARK CORP								
SELL	VERSUS PURCHASE	364	09/13/2012	05/29/2013	36,469.92	30,093.91		6,376.01
SELL	VERSUS PURCHASE	355	09/20/2012	05/29/2013	35,568.20	30,108.01		5,460.19
SELL	VERSUS PURCHASE	367	09/27/2012	05/29/2013	36,770.50	31,347.41		5,423.09

CUSIP: 418056107 (continued)

CUSIP: 494368103

Recipient's Name and Address:
 HANSJOERG WYSS FOUNDATION
 138 MT AUBURN STREET

Account Number: 2QN-008207

Recipient's Identification
 Number: 12-3012622

**2013 TAX and
 YEAR-END STATEMENT
 As of 02/21/2014**

2013 Form 1099-B Proceeds From Broker and Barter Exchange Transactions OMB No. 1545-0715 (Continued)

(For individuals report details on Form 1040 Schedule D Line 1b, 2, 8b or 9)

Disposition Transaction	Disposition Method	Quantity (Box 1e)	Date of Acquisition (Box 1b)	Date of Sale or Exchange (Box 1a)	Gross Proceeds Less Commissions and Option Premiums (Box 2a)	Cost or Other Basis (Box 3)	Adjustments		Realized Gain or (Loss)
							W=Wash Sale Loss (Box 5)	O=Option Premium	
Short-Term Transactions for Which Basis Is Reported to the IRS - Report on Form 8949, Part I, with Box A checked.									
Covered (Box 6b) (continued)									
Description (Box 8): KIMBERLY CLARK CORP CUSIP: 494368103 (continued)									
SELL	VERSUS PURCHASE	351	10/04/2012	05/29/2013	35,167.43	30,513.58			4,653.85
SELL	VERSUS PURCHASE	384	10/11/2012	05/29/2013	38,473.77	33,059.21			5,414.56
SELL	VERSUS PURCHASE	309	10/18/2012	05/29/2013	30,959.36	27,050.69			3,908.67
SELL	VERSUS PURCHASE	365	10/25/2012	05/29/2013	36,570.12	30,293.64			6,276.48
SELL	VERSUS PURCHASE	362	11/01/2012	05/29/2013	36,269.54	30,344.46			5,925.08
SELL	VERSUS PURCHASE	415	11/08/2012	05/29/2013	41,579.72	34,424.04			7,155.68
SELL	VERSUS PURCHASE	360	11/15/2012	05/29/2013	36,069.16	30,085.09			5,984.07
SELL	VERSUS PURCHASE	351	11/21/2012	05/29/2013	35,167.43	30,340.44			4,826.99
SELL	VERSUS PURCHASE	343	11/29/2012	05/29/2013	34,365.89	29,345.60			5,020.29
SELL	VERSUS PURCHASE	363	12/13/2012	05/29/2013	36,369.73	31,216.69			5,153.04
SELL	VERSUS PURCHASE	360	12/20/2012	05/29/2013	36,069.16	30,592.94			5,476.22
SELL	VERSUS PURCHASE	399	12/27/2012	05/29/2013	39,976.65	33,251.14			6,725.51
SELL	VERSUS PURCHASE	218	01/03/2013	05/29/2013	21,841.88	18,728.96			3,112.92
SELL	VERSUS PURCHASE	433	01/10/2013	05/29/2013	43,383.18	36,673.02			6,710.16
SELL	VERSUS PURCHASE	406	01/17/2013	05/29/2013	40,677.99	34,937.03			5,740.96
SELL	VERSUS PURCHASE	318	01/25/2013	05/29/2013	31,861.09	27,730.87			4,130.22
SELL	VERSUS PURCHASE	310	01/31/2013	05/29/2013	31,059.55	27,251.79			3,807.76

Recipient's Name and Address:
 HANSJORG WYSS FOUNDATION
 138 MT AUBURN STREET

Recipient's Identification
 Number: 12-3012622

2013 TAX and
 YEAR-END STATEMENT
 As of 02/21/2014

2013 Form 1099-B Proceeds From Broker and Barter Exchange Transactions OMB No. 1545-0715 (Continued)
 (For individuals report details on Form 1040 Schedule D Line 1b, 2, 8b or 9)

Disposition Transaction	Disposition Method (Box 1e)	Quantity (Box 1e)	Date of Acquisition (Box 1b)	Date of Sale or Exchange (Box 1a)	Gross Proceeds Less Commissions and Option Premiums (Box 2a)	Cost or Other Basis (Box 3)	Adjustments		Realized Gain or (Loss)
							W=Wash Sale Loss (Box 5)	O=Option Premium (Loss)	
Long-Term Transactions for Which Basis Is Reported to the IRS - Report on Form 8949, Part II, with Box D checked.									
Covered (Box 6b)									
Description (Box 8): OSRAM LIGHT AG NAMEN S AKTIEN O N ISIN#DE 000LED4000 CUSIP: D5963B113									
SELL	FIRST IN FIRST OUT	43.600	09/13/2012	12/18/2013	2,392.46	1,550.81			841.65
SELL	FIRST IN FIRST OUT	43.100	09/20/2012	12/18/2013	2,365.03	1,559.21			805.82
SELL	FIRST IN FIRST OUT	44.600	09/28/2012	12/18/2013	2,447.34	1,591.08			856.26
SELL	FIRST IN FIRST OUT	42.500	10/04/2012	12/18/2013	2,332.10	1,545.39			786.71
SELL	FIRST IN FIRST OUT	50	10/11/2012	12/18/2013	2,743.65	1,766.82			976.83
SELL	FIRST IN FIRST OUT	33.400	10/18/2012	12/18/2013	1,832.76	1,215.93			616.83
SELL	FIRST IN FIRST OUT	41.900	10/25/2012	12/18/2013	2,299.18	1,473.30			825.88
SELL	FIRST IN FIRST OUT	42.600	11/01/2012	12/18/2013	2,337.59	1,531.98			805.61
SELL	FIRST IN FIRST OUT	52.600	11/09/2012	12/18/2013	2,886.32	1,913.01			973.31
SELL	FIRST IN FIRST OUT	42	11/15/2012	12/18/2013	2,304.67	1,464.12			840.55
SELL	FIRST IN FIRST OUT	46.200	11/21/2012	12/18/2013	2,535.13	1,619.99			915.14
SELL	FIRST IN FIRST OUT	37.700	11/30/2012	12/18/2013	2,068.71	1,374.23			694.48
SELL	FIRST IN FIRST OUT	41.300	12/13/2012	12/18/2013	2,266.25	1,570.74			695.51
SALE DATE TOTAL		561.500	VARIOUS	12/18/2013	30,811.19	20,176.61			10,634.58
Description (Box 8): PETROCHINA COMPANY L LIMITED SHS H ISIN#CN E1000003W8 CUSIP: Y6883Q104									
SELL	FIRST IN FIRST OUT	11,780	09/13/2012	09/19/2013	13,445.96	14,605.42			(1,159.46)

Recipient's Name and Address:
 HANSJOERG WYSS FOUNDATION
 138 MT AUBURN STREET

Recipient's Identification
 Number: 12-3012622

2013 TAX and
 YEAR-END STATEMENT
 As of 02/21/2014

2013 Form 1099-B Proceeds From Broker and Barter Exchange Transactions OMB No. 1545-0715 (Continued)

(For individuals report details on Form 1040 Schedule D Line 1b, 2, 8b or 9)

Disposition Transaction	Disposition Method	Quantity (Box 1e)	Date of Acquisition (Box 1b)	Date of Sale or Exchange (Box 1a)	Gross Proceeds Less Commissions and Option Premiums (Box 2a)	Cost or Other Basis (Box 3)	Adjustments W=Wash Sale Loss (Box 5) O=Option Premium	Realized Gain or (Loss)
CUSIP: 12673P105								
SELL	FIRST IN FIRST OUT	444	10/18/2012	12/18/2013	14,187.66	11,082.95		3,104.71
SELL	FIRST IN FIRST OUT	1,189	10/25/2012	12/18/2013	37,993.54	29,242.26		8,751.28
SELL	FIRST IN FIRST OUT	1,702	11/05/2012	12/18/2013	54,386.05	39,118.25		15,267.80
SELL	FIRST IN FIRST OUT	1,492	11/08/2012	12/18/2013	47,675.67	33,047.80		14,627.87
SELL	FIRST IN FIRST OUT	1,427	11/15/2012	12/18/2013	45,598.64	31,269.42		14,329.22
SELL	FIRST IN FIRST OUT	1,413	11/21/2012	12/18/2013	45,151.28	31,142.52		14,008.76
SELL	FIRST IN FIRST OUT	1,370	11/29/2012	12/18/2013	43,777.25	30,396.73		13,380.52
SELL	FIRST IN FIRST OUT	1,359	12/13/2012	12/18/2013	43,425.76	29,812.65		13,613.11
SALE DATE TOTAL		10,396	VARIOUS	12/18/2013	332,195.85	235,112.58		97,083.27

Long-Term Transactions for Which Basis Is Reported to the IRS - Report on Form 8949, Part II, with Box D checked.

Covered (Box 6b) (continued)

Description (Box 8): CA INC COM

Disposition Transaction	Disposition Method	Quantity (Box 1e)	Date of Acquisition (Box 1b)	Date of Sale or Exchange (Box 1a)	Gross Proceeds Less Commissions and Option Premiums (Box 2a)	Cost or Other Basis (Box 3)	Adjustments W=Wash Sale Loss (Box 5) O=Option Premium	Realized Gain or (Loss)
CUSIP: 279158109								
SELL	FIRST IN FIRST OUT	320	09/13/2012	12/18/2013	12,244.00	18,324.99		(6,080.99)
SELL	FIRST IN FIRST OUT	312	09/20/2012	12/18/2013	11,937.90	18,229.53		(6,291.63)
SELL	FIRST IN FIRST OUT	323	09/27/2012	12/18/2013	12,358.79	18,878.38		(6,519.59)
SELL	FIRST IN FIRST OUT	308	10/04/2012	12/18/2013	11,784.85	18,401.42		(6,616.57)
SELL	FIRST IN FIRST OUT	310	10/11/2012	12/18/2013	11,861.37	18,612.89		(6,751.52)
SELL	FIRST IN FIRST OUT	208	10/18/2012	12/18/2013	7,958.60	13,170.22		(5,211.62)
SELL	FIRST IN FIRST OUT	401	10/25/2012	12/18/2013	15,343.26	25,075.13		(9,731.87)

Description (Box 8): ECOPEPETROL S A SPONSO RED ADS ISIN#US27915 81091

Disposition Transaction	Disposition Method	Quantity (Box 1e)	Date of Acquisition (Box 1b)	Date of Sale or Exchange (Box 1a)	Gross Proceeds Less Commissions and Option Premiums (Box 2a)	Cost or Other Basis (Box 3)	Adjustments W=Wash Sale Loss (Box 5) O=Option Premium	Realized Gain or (Loss)
CUSIP: 279158109								
SELL	FIRST IN FIRST OUT	320	09/13/2012	12/18/2013	12,244.00	18,324.99		(6,080.99)
SELL	FIRST IN FIRST OUT	312	09/20/2012	12/18/2013	11,937.90	18,229.53		(6,291.63)
SELL	FIRST IN FIRST OUT	323	09/27/2012	12/18/2013	12,358.79	18,878.38		(6,519.59)
SELL	FIRST IN FIRST OUT	308	10/04/2012	12/18/2013	11,784.85	18,401.42		(6,616.57)
SELL	FIRST IN FIRST OUT	310	10/11/2012	12/18/2013	11,861.37	18,612.89		(6,751.52)
SELL	FIRST IN FIRST OUT	208	10/18/2012	12/18/2013	7,958.60	13,170.22		(5,211.62)
SELL	FIRST IN FIRST OUT	401	10/25/2012	12/18/2013	15,343.26	25,075.13		(9,731.87)

Recipient's Name and Address:
 HANSJOERG WYSS FOUNDATION
 138 MT AUBURN STREET

Account Number: ZQN-008207
 Recipient's Identification
 Number: 12-3072622

2013 TAX and
 YEAR-END STATEMENT
 As of 02/21/2014

2013 Form 1099-B Proceeds From Broker and Barter Exchange Transactions OMB No. 1545-0715 (Continued)

(For individuals report details on Form 1040 Schedule D Line 1b, 2, 8b or 9)

Disposition Transaction	Disposition Method	Quantity (Box 1e)	Date of Acquisition (Box 1b)	Date of Sale or Exchange (Box 1a)	Gross Proceeds Less Commissions and Option Premiums (Box 2a)	Cost or Other Basis (Box 3)	Adjustments W=Wash Sale Loss (Box 5) O=Option Premium	Realized Gain or (Loss)
Long-Term Transactions for Which Basis Is Reported to the IRS - Report on Form 8949, Part II, with Box D checked.								
Covered (Box 6b) (continued)								
Description (Box 8): ECOPEPETROL S A SPONSO RED ADS ISIN#US27915 81091 CUSIP: 279158109 (continued)								
SELL	FIRST IN FIRST OUT	321	11/07/2012	12/18/2013	12,282.26	19,007.08		(6,724.82)
SELL	FIRST IN FIRST OUT	346	11/08/2012	12/18/2013	13,238.82	19,915.24		(6,676.42)
SELL	FIRST IN FIRST OUT	311	11/15/2012	12/18/2013	11,899.64	17,855.47		(5,955.83)
SELL	FIRST IN FIRST OUT	308	11/21/2012	12/18/2013	11,784.85	18,295.20		(6,510.35)
SELL	FIRST IN FIRST OUT	299	11/29/2012	12/18/2013	11,440.49	17,429.84		(5,989.35)
SELL	FIRST IN FIRST OUT	332	12/13/2012	12/18/2013	12,703.15	19,603.07		(6,899.92)
SALE DATE TOTAL		4,099	VARIOUS	12/18/2013	156,837.98	242,798.46		(85,960.48)
Long-Term Covered Total					533,290.98	512,693.07		20,597.91
Covered Total					9,601,909.35	8,722,137.77		879,809.48

Transactions for Which Basis is Not Reported to the IRS and for Which Short- or Long-Term Determination is Unknown (to Broker) - You must determine short-term or long-term based on your records and Report on Form 8949, Part I, with Box B checked, or on Form 8949, Part II, with Box E checked, as appropriate.

Noncovered (Box 6a)

Description (Box 8)	Quantity	Date of Sale or Exchange	Adjusted Cost or Other Basis	Realized Gain or (Loss)
Description (Box 8): OSRAM LICHT AG NAMENS AKTIEN O N ISIN#DE000LED4000 CUSIP: D5963B113				
CASH IN LIEU		07/05/2013	22.14	
CASH IN LIEU		07/22/2013	29.63	
SECURITY TOTAL			51.77	
Other Noncovered Total			51.77	0.00

Recipient's Name and Address:
 HANSIOERG WYSS FOUNDATION
 138 MT AUBURN STREET

2013 TAX and
 YEAR-END STATEMENT
 As of 02/21/2014

Recipient's Identification
 Number: 12-3012622

2013 Form 1099-B Proceeds From Broker and Barter Exchange Transactions OMB No. 1545-0715 (Continued)

(For individuals report details on Form 1040 Schedule D Line 1b, 2, 8b or 9)

Disposition Transaction	Disposition Method (Box 1e)	Quantity (Box 1c)	Date of Acquisition (Box 1b)	Date of Sale or Exchange (Box 1a)	Gross Proceeds Less Commissions and Option Premiums (Box 2a)	Cost or Other Basis (Box 3)	Adjustments		Realized Gain or (Loss)
							W=Wash Sale Loss (Box 5)	O=Option Premium	
Noncovered Total					51.77	0.00			0.00
Total					9,601,961.12	8,722,137.77			879,809.48

IRS Form 1099-B - Proceeds from Broker and Barter Exchange Transactions

The amounts in this section of your Tax Information Statement reflect proceeds from securities transactions such as sales, redemptions, tender offers, return of principal distributions, the option premium portion of reverse convertibles and bond maturities. Short-term and long-term transactions are segregated in your 1099-B form in a format comparable to IRS Form 8949, for dispositions of covered and noncovered securities. Since your financial organization subscribes to our Premium Tax and Year-End Statement, the date of acquisition, cost or other basis, type of gain or loss (long-term or short-term) and whether any loss is disallowed due to a wash sale for both covered and noncovered securities transactions will be displayed when available. Please note that such detail for noncovered transactions is not reported to the IRS.

Type of Gain or (Loss) (Box 1e). The section headings within the 1099-B indicate the type of gain or (loss) for the transactions, short-term or long-term. Covered (C) or Noncovered (N) Security (Box 8). The section headings within the 1099-B indicate whether your security transaction is or is not a covered security under the IRS cost basis reporting program.

DISP. Broker transactions may show the Committee on Uniform Security Identification Procedures (CUSIP) number of the item reported. Disposition Method. This column will denote the type of transaction, for example "SELL."

Quantity (Box 1c). The number of shares included in the sale or exchange for the lot reported. If fractional shares are part of the disposition, those shares will be displayed to three decimal places.

Date of Acquisition (Box 1b). This box represents the date you acquired the security or, for short sales, the date you opened the short sale. You may see the word "VARIOUS" displayed in this column if the disposition transaction includes multiple lots with various acquisition dates.

Date of Sale or Exchange (Box 1a). This box shows the trade date of the sale or exchange. For short sales, the date shown is the date you closed the short sale.

Gross Proceeds (Less Commissions and Option Premiums) (Box 2a). Gross proceeds from transactions involving stocks, bonds and other debt obligations are reported in Box 2a. These amounts do not reflect net profits and are net of transaction costs (for instance, commissions and option premiums). Report the gross proceeds from each transaction separately on IRS Form 8949 (Sales and Other Dispositions of Capital Assets) and IRS Form 1040, Schedule D (Capital Gains and Losses). See the instructions for Form 8949 for exceptions to reporting each transaction on a separate row. This box does not include proceeds from regulated futures or foreign currency forward contracts.

Cost or Other Basis (Box 3). This box shows the original cost, adjusted cost basis due to a corporate action or gifted or inherited cost basis. The IRS provides a detailed description of cost or other basis reporting in the 2013 Instructions for Form 1099-B available at irs.gov. For additional information about cost basis and its use during your tax preparation, please refer to the following IRS publications: IRS instructions for Schedule D and Form 8949, IRS Pub. 550 (Investment Income and Expenses (Including Capital Gains and Losses)) and IRS Pub. 551 (Basis of Assets). Average cost is segregated between covered, non-covered and gifted (see the Tax Guide at mytaxhandbook.com for more specific details).

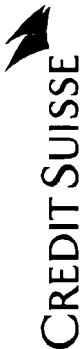
Adjustments: This column may display the following:
 W=Wash Sale Loss Disallowed (Box 5). An adjustment code (W) will be displayed next to an amount for a disallowed wash sale loss within the Adjustments column. This loss is being reported as disallowed because the sale of the covered security has been treated as a broker wash sale. This occurs when you re-purchase the identical security, as determined by CUSIP number, in the same brokerage account within the 30-day period preceding or following the date of the original loss. The wash sale loss is reported as a positive amount as required by the IRS.

O=Option Premium. When stock is sold based upon the assignment of either a put or a call option, the proceeds of that sale are adjusted by the price of the option or the option premium. The proceeds amount is increased by the option premium received or decreased by the option premium paid. An adjustment code (O) will be displayed next to the amount for an option premium within the Adjustment column. See the Tax Guide or IRS Publication 550 for more information.

Realized Gain or Loss. The realized gain or loss for the transaction may be displayed. Note that the IRS does not require the reporting of this information on Form 1099-B.

Sale Date Totals. If you have multiple lots with the same sale or exchange date you may see a line item with SALE DATE TOTAL noted in the Disposition Transaction column. The totals provided in this line item are an aggregate of the lots listed above the total line when the security and sale or exchange date are the same. For these totals the word VARIOUS will be displayed in the Date of Acquisition column since the total includes multiple lots with different acquisition dates. These total amounts are included to help assist you with the completion of IRS Form(s) 8949.

Transactions for Which Basis is Not Reported to the IRS: This section of the Tax and Year-End Statement reports proceeds information for noncovered transactions for which there is no holding period determination (short term or long term). You will see the following information reported or displayed in this section: noncovered indication, security description, disposition transaction type, date of sale or exchange, gross proceeds and any option premium adjustments. Since this section displays and reports only proceeds-related information, you will not see the following information for transactions in this section: type of gain or loss (short term or long term), disposition method, date of acquisition, cost or other basis, wash sale loss disallowed amounts and realized gains and losses.



Private Banking

3001 Bern

Capital gain and loss statement

COPY

Account holder

Hansjoerg Wyss Foundation
Ret

COUNTRY USA
HOLDING PERIOD UP TO ONE YEAR

CUSTOMER-NUMBER 0094- 246457-4

DETAILS OF RECAPITULATION · BONDS AND MONEY MARKET PAPERS

Amount or number	Description Relevant transaction and amount or number traded	Security no Transaction currency and market price	Conversion rate transaction currency in USD	Acquisition / disposal value in USD	Incidental costs in USD	Tax-relevant amount in USD	Tax-relevant gain / loss in USD
	BONDS AND MONEY MARKET PAPERS -----						
	Safekeeping n° 0094- 246457-45-1 Safekeeping account PORTFOLIO 2 -----						
	Switzerland -----						
CHF 50,000	1 ZUERCHER KANTONALBANK 2011-14.12 2018	CH0142878344	1 0892060	- 54,759 83	- 41 39	- 54,801 22	
CHF -50,000	22 08 2013 Purchase 11 11.2013 Custody acc. withdr.	100 55 *					2)

2) P/L calculation not possible as sell data unknown

Account holder

COUNTRY USA
 HOLDING PERIOD UP TO ONE YEAR
 Hansjoerg Wyss Foundation
 Ret

CUSTOMER-NUMBER 0094 - 246457-4

DETAILS OF RECAPITULATION BONDS AND MONEY MARKET PAPERS

Amount or number	Description Relevant transaction and amount or number traded	Security no Transaction currency and market price	Conversion rate transaction currency in USD	Acquisition / disposal value in USD	Incidental costs in USD	Tax-relevant amount in USD	Tax-relevant gain / loss in USD
	Safekeeping n° 0094 - 246457-45-2 Safekeeping account PORTFOLIO 3 ----- Switzerland -----						
CHF 70,000	1 ZUERCHER KANTONALBANK 2011-14.12.2018	CH0142878344	1 0725011	- 75,638.14	- 57.16	- 75,695.30	
CHF -70,000	27 08.2013 Purchase 11.11 2013 Custody acc withdr	100.75 %					2)
	DOMESTIC TOTAL (TRANSFERRED TO RECAPITULATION) -----					GAINS LOSSES	0.00 0.00
	FOREIGN TOTAL (TRANSFERRED TO RECAPITULATION) -----					GAINS LOSSES	0.00 0.00

2) P/L calculation not possible as sell data unknown

Account holder

COUNTRY USA
 HOLDING PERIOD MORE THAN ONE YEAR
 Hansjoerg Wyss Foundation
 Ret

CUSTOMER-NUMBER 0094- 246457-4

DETAILS OF RECAPITULATION BONDS AND MONEY MARKET PAPERS

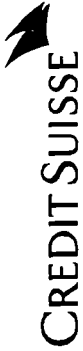
Amount or number	Relevant transaction and amount or number traded	Description	Security no Transaction currency and market price	Conversion rate transaction currency in USD	Acquisition / disposal value in USD	Incidental costs in USD	Tax-relevant amount in USD	Tax-relevant gain / loss in USD
	Safekeeping n° 0094- 246457-45-1	Safekeeping account	PORTFOLIO 2					

	Sweden							

	0.319 % (NO MIN./NO MAX)	EURO MEDIUM-TERM NOTE	CH0117529856					
CHF 50,000	SWEDBANK MORTGAGE AB 2010-4 10 13	FLOATING RATE	100.10 %	1.0423181	- 52,168.02		- 52,168.02	
CHF -50,000	14.01.2011 Purchase (from 80,000)		100.00 %	1.1069294	55,346.47		55,346.47	3,178.45
	04.10.2013 Redemption due date							
	Venezuela							

	2 5/8 %	EURO MEDIUM-TERM NOTES CORPORACION	CH0119014212					
CHF 40,000	ANDINA DE FOMENTO 2010-5.11.15		99.70 %	1.0387452	- 41,425.16		- 41,425.16	2)
CHF -40,000	13.01.2011 Purchase (from 70,000)							
	11.11.2013 Custody acc. withdr.							
	DOMESTIC TOTAL (TRANSFERRED TO RECAPITULATION)						GAINS	0.00
	-----						LOSSES	0.00
	FOREIGN TOTAL (TRANSFERRED TO RECAPITULATION)						GAINS	3,178.45
	-----						LOSSES	0.00

2) P/L calculation not possible as sell data unknown



Private Banking

3001 Bern

Capital gain and loss statement

COPY

Account holder

Hansjoerg Wyss Foundation
Ret

COUNTRY USA
HOLDING PERIOD UP TO ONE YEAR

CUSTOMER-NUMBER 0094- 246457-4

DETAILS OF RECAPITULATION · STOCKS

Amount or number	Relevant transaction and amount or number traded	Description	Security no. Transaction currency and market price	Conversion rate transaction currency in USD	Acquisition / disposal value in USD	Incidental costs in USD	Tax-relevant amount in USD	Tax-relevant gain / loss in USD
	STOCKS -----							
	Safekeeping n° 0094- 246457-45-1	Safekeeping account PORTFOLIO 2						
	Switzerland -----							
5	SHS SIKA LTD CHF 0.6 13.03.2013 Purchase		CH0000587979 CHF 2,340.80	1.0582571	- 12,385.84	- 9.31	- 12,395.15	
-5	19.07.2013 Sale		CHF 2,533.831	1.0692328	13,546.27	- 10.21	13,536.06	1,140.91
30	REG SHS SYNGENTA LTD CHF 0.1 19.07.2013 Purchase		CH0011037469 CHF 392.7766	1.0762525	- 12,681.81	- 9.52	- 12,691.33	
-30	11.11.2013 Custody acc withdr. (from 65)							
250	REG SHS NOVARTIS INC CHF 0.5 13.03.2013 Purchase		CH0012005267 CHF 65.55	1.0582571	- 17,342.19	- 13.02	- 17,355.21	
-250	11.11.2013 Custody acc. withdr. (from 950)							
450	REG SHS CREDIT SUISSE GROUP AG CHF 0.04 14.03.2013 Purchase		CH0012138530 CHF 26.50	1.0570266	- 12,605.04	- 9.46	- 12,614.50	
10	13.05.2013 Issue of bonus shs.							
-460	11.11.2013 Custody acc. withdr							

2) P/L calculation not possible as sell data unknown

CUSTOMER-NUMBER 0094 - 246457-4

DETAILS OF RECAPITULATION. STOCKS

Amount or number	Description Relevant transaction and amount or number traded	Security no Transaction currency and market price	Conversion rate transaction currency in USD	Acquisition / disposal value in USD	Incidental costs in USD	Tax-relevant amount in USD	Tax-relevant gain / loss in USD
150 -150	REG-SHS HOLCIM LTD CHF 2.00 19.06.2013 Purchase 11.11.2013 Custody acc withdr	CH0012214059 CHF 69 38844	1 0612332	- 11,045 58	- 8.33	- 11,053 91	2)
15 -15	REG SHS GALENICA AG CHF 0.1 10.01.2013 Purchase 11.11.2013 Custody acc. withdr	CH0015536466 CHF 554.1787	1.0719263	- 8,910.60	- 6 70	- 8,917.30	2)
60 -60	REG-SHS DUFREY AG CHF 5 00 14.03.2013 Purchase 11.11.2013 Custody acc. withdr.	CH0023405456 CHF 124 60	1 0570266	- 7,902 33	- 5 97	- 7,908 30	2)
1,400 350 -1,750	REG SHS UBS INC CHF 0.1 14.03.2013 Purchase 19.07.2013 Purchase 11.11.2013 Custody acc withdr	CH0024899483 CHF 15 22 CHF 17 50167	1 0570266 1 0762525	- 22,523.12 - 6,592 69	- 16.91 - 4.95	- 22,540.03 - 6,597.64	2)
150 -150	REG SHS ARYZTA AG CHF 0 02 15.03.2013 Purchase 21.05.2013 Sale	CH0043238366 CHF 53 45 CHF 57.408	1 0591537 1 0405827	- 8,491.76 8,960.66	- 6 41 - 6 76	- 8,498.17 8,953.90	455 73
50 -50	SHS COMPAGNIE FINANCIERE RICHEMONT SA CHF 1 00 11.06.2012 Purchase (from 300) 21.05.2013 Sale	CH0045039655 CHF 54 521 CHF 90 976	1 0473398 1 0405827	- 2,855 10 4,733.40	- 2.15 - 3.59	- 2,857.25 4,729.81	1.872.56
150 -150	REG-SHS TRANSOCEAN LTD CHF 15 21.11.2012 Purchase 10.01.2013 Sale	CH0048265513 CHF 42.63762 CHF 48 9151	1.0727887 1 0778766	- 6,861.18 7,908 65	- 5 15 - 5 98	- 6,866 33 7,902.67	1,036.34

2) P/L calculation not possible as sell data unknown

Account holder

Hansjoerg Wyss Foundation
Ret

COUNTRY USA
HOLDING PERIOD UP TO ONE YEAR

CUSTOMER-NUMBER 0094- 246457-4

DETAILS OF RECAPITULATION: STOCKS

Amount or number	Description Relevant transaction and amount or number traded	Security no Transaction currency and market price	Conversion rate transaction currency in USD	Acquisition / disposal value in USD	Incidental costs in USD	Tax-relevant amount in USD	Tax-relevant gain / loss in USD
250 -250	REG SHS JULIUS BAER GRUPPE AG CHF 0 02 15.03.2013 Purchase 30.07.2013 Sale	CH0102484968 CHF 38 07 CHF 41.5492	1 0591537 1 0736526	- 10,080 50 11,152.35	- 7.57 - 8 37	- 10,088 07 11,143 98	1,055.91
150 -150	REG SHS DKSH HOLDING LTD CHF 0 1 15.03 2013 Purchase 11 11 2013 Custody acc withdr	CH0126673539 CHF 83 45	1.0591537	- 13,257 96	- 9.95	- 13,267.91	2)
130 -130	REG SHS SWISS RE AG CHF 0 1 11.01.2013 Purchase 11.11 2013 Custody acc. withdr. (from 280)	CH0126881561 CHF 69.3308	1 0750376	- 9,689.31	- 7 31	- 9,696 62	2)
40 -40	STOCK DIVIDEND RIGHTS CREDIT SUISSE GROUP AG 2013-13.5.13 06 05 2013 Issue of bonus shs. (from 450) 13 05.2013 Indemn. of secur.	CH0206815448 CHF 0 66	1 0449867	27.59		27.59	1)

1) Tax treatment unclear, please ask your tax consultant

2) P/L calculation not possible as sell data unknown

CUSTOMER-NUMBER 0094- 246457-4

DETAILS OF RECAPITULATION: STOCKS

Amount or number	Relevant transaction and amount or number traded	Description	Security no. Transaction currency and market price	Conversion rate transaction currency in USD	Acquisition / disposal value in USD	Incidental costs in USD	Tax-relevant amount in USD	Tax-relevant gain / loss in USD
	Safekeeping n° 0094- 246457-45-2	Safekeeping account PORTFOLIO 3						

	Switzerland							

	SHS SIKA LTD CHF 0.6		CH0000587979					
5	13.03.2013 Purchase		CHF 2,341.00	1 0582571	- 12,386 90	- 9 31	- 12,396 21	
-5	19.07.2013 Sale		CHF 2,533.831	1 0692328	13,546.27	- 10.21	13,536.06	1,139.85
	REG SHS SVNGENTA LTD CHF 0.1		CH0011037469					
30	19.07.2013 Purchase		CHF 392.7766	1.0762525	- 12,681.81	- 9.52	- 12,691.33	2)
-30	11.11.2013 Custody acc. withdr. (from 95)							
	REG.SHS NOVARTIS INC CHF 0 5		CH0012005267					
500	13.03.2013 Purchase		CHF 65 55	1 0582571	- 34,684 38	- 26.03	- 34,710.41	2)
-500	11.11.2013 Custody acc withdr (from 1,750)							
	REG.SHS CREDIT SUISSE GROUP AG CHF 0.04		CH0012138530					
800	14.03.2013 Purchase		CHF 26 48	1.0570266	- 22,392 05	- 16 81	- 22,408 86	2)
19	13.05.2013 Issue of bonus shs.							
-819	11.11.2013 Custody acc withdr							
	REG SHS HOLCIM LTD CHF 2.00		CH0012214059					
250	19.06.2013 Purchase		CHF 69.38844	1 0612332	- 18,409 32	- 13.85	- 18,423.17	2)
-250	11.11.2013 Custody acc withdr							

2) P/L calculation not possible as sell data unknown

Amount or number	Description Relevant transaction and amount or number traded	Security no Transaction currency and market price	Conversion rate transaction currency in USD	Acquisition / disposal value in USD	Incidental costs in USD	Tax-relevant amount in USD	Tax-relevant gain / loss in USD
25 -25	REG SHS GALENICA AG CHF 0.1 10.01.2013 Purchase 11.11.2013 Custody acc withdr.	CH0015536466 CHF 554.1787	1.0719263	- 14,850.95	- 11.15	- 14,862.10	2)
100 -100	REG SHS DUFREY AG CHF 5.00 14.03.2013 Purchase 11.11.2013 Custody acc. withdr.	CH0023405456 CHF 124.60	1.0570266	- 13,170.55	- 9.88	- 13,180.43	2)
2,500 500 -3,000	REG.SHS UBS INC CHF 0.1 14.03.2013 Purchase 19.07.2013 Purchase 11.11.2013 Custody acc withdr	CH0024899483 CHF 15.20 CHF 17.50167	1.0570266 1.0762525	- 40,167.01 - 9,418.12	- 30.13 - 7.10	- 40,197.14 - 9,425.22	2)
250 -250	REG.SHS ARYZTA AG CHF 0.02 15.03.2013 Purchase 21.05.2013 Sale	CH0043238366 CHF 53.45 CHF 57.408	1.0591537 1.0405827	- 14,152.94 14,934.44	- 10.64 - 11.24	- 14,163.58 14,923.20	759.62
100 -100	SHS COMPAGNIE FINANCIERE RICHEMONT SA CHF 1.00 11.06.2012 Purchase (from 450) 21.05.2013 Sale	CH0045039655 CHF 54.521 CHF 90.976	1.0473398 1.0405827	- 5,710.20 9,466.80	- 4.29 - 7.13	- 5,714.49 9,459.67	3,745.18
300 -300	REG.SHS TRANSOCEAN LTD CHF 15 21.11.2012 Purchase 10.01.2013 Sale	CH0048265513 CHF 42.63762 CHF 48.9151	1.0727887 1.0778766	- 13,722.36 15,817.35	- 10.30 - 11.91	- 13,732.66 15,805.44	2,072.78
450 -450	REG.SHS JULIUS BAER GRUPPE AG CHF 0.02 15.03.2013 Purchase 30.07.2013 Sale	CH0102484968 CHF 38.10 CHF 41.5492	1.0591537 1.0736526	- 18,159.19 20,074.24	- 13.66 - 15.08	- 18,172.85 20,059.16	1,886.31

2) P/L calculation not possible as sell data unknown

Account holder

Hansjoerg Wyss Foundation
Ret

COUNTRY USA
HOLDING PERIOD UP TO ONE YEAR

CUSTOMER-NUMBER 0094- 246457-4

DETAILS OF RECAPITULATION. STOCKS

Amount or number	Description Relevant transaction and amount or number traded	Security no Transaction currency and market price	Conversion rate transaction currency in USD	Acquisition / disposal value in USD	Incidental costs in USD	Tax-relevant amount in USD	Tax-relevant gain / loss in USD
250 -250	REG.SHS DKSH HOLDING LTD CHF 0.1 15.03.2013 Purchase 11.11.2013 Custody acc withdr	CH0126673539 CHF 83.40	1.0591537	- 22,083.35	- 16 57	- 22,099.92	2)
50 -50	REG SHS SWISS RE AG CHF 0.1 26.06.2012 Purchase (from 280) 15.03.2013 Sale	CH0126881561 CHF 56.91442 CHF 77.80	1.0494831 1.0591537	- 2,986 54 4,120 11	- 2 25 - 3 12	- 2,988.79 4,116.99	1,128.20
21 -21	STOCK DIVIDEND RIGHTS CREDIT SUISSE GROUP AG 2013-13 5.13 06.05.2013 Issue of bonus shs. (from 800) 13.05.2013 Indemn of secur	CH0206815448 CHF 0 66	1.0449867	14 47		14.47	1)
	DOMESTIC TOTAL (TRANSFERRED TO RECAPITULATION)					GAINS LOSSES	0.00 0.00
	FOREIGN TOTAL (TRANSFERRED TO RECAPITULATION)					GAINS LOSSES	16,293.39 0.00

1) Tax treatment unclear, please ask your tax consultant

2) P/L calculation not possible as sell data unknown

Amount or number	Relevant transaction and amount or number traded	Description	Security no Transaction currency and market price	Conversion rate transaction currency in USD	Acquisition / disposal value in USD	Incidental costs in USD	Tax-relevant amount in USD	Tax-relevant gain / loss in USD
	Safekeeping n° 0094-246457-45-1	Safekeeping account PORTFOLIO 2						

	Switzerland							

	REG.SHS SYNGENTA LTD CHF 0.1		CH0011037469					
45	31.08.2009 Purchase (from 300)		CHF 252.25	0.9426848	-10,700.65	-8.03	-10,708.68	
-45	13.03.2013 Sale		CHF 413.90	1.0582571	19,710.57	-14.82	19,695.75	8,987.07
15	31.08.2009 Purchase (from 300)		CHF 252.25	0.9426848	-3,566.88	-2.68	-3,569.56	
20	05.07.2012 Purchase		CHF 330.294	1.0146104	-6,702.41	-5.07	-6,707.48	
-35	11.11.2013 Custody acc withdr. (from 65)							2)
	REG.SHS ZURICH INSURANCE GROUP AG CHF 0.1		CH0011075394					
90	17.04.2009 Purchase (from 300)		CHF 188.00	0.8602891	-14,556.09		-14,556.09	
-90	11.11.2013 Custody acc. withdr							2)
	REG.SHS NOVARTIS INC CHF 0.5		CH0012005267					
200	10.07.2009 Purchase (from 1,000)		CHF 42.64	0.9285051	-7,918.29	-5.94	-7,924.23	
500	17.09.2010 Purchase		CHF 56.15	1.0154862	-28,509.78	-21.43	-28,531.21	
-700	11.11.2013 Custody acc withdr. (from 950)							2)
	DIVIDEND RIGHT CERTIFICATE ROCHE HOLDING LTD		CH0012032048					
30	16.03.2010 Purchase (from 300)		CHF 174.9066666	0.9421519	-4,943.66	-3.71	-4,947.37	
20	02.05.2011 Purchase (from 170)		CHF 141.60	1.1525385	-3,263.99	-2.45	-3,266.44	
-50	13.03.2013 Sale		CHF 213.50	1.0582571	11,296.89	-8.52	11,288.37	3,074.56
150	02.05.2011 Purchase (from 170)		CHF 141.60	1.1525385	-24,479.92	-18.41	-24,498.33	
150	11.06.2012 Purchase		CHF 154.78	1.0473398	-24,316.09	-18.28	-24,334.37	
-300	11.11.2013 Custody acc. withdr							2)

2) P/L calculation not possible as sell data unknown

CUSTOMER-NUMBER 0094- 246457-4

Amount or number	Relevant transaction and amount or number traded	Description	Security no Transaction currency and market price	Conversion rate transaction currency in USD	Acquisition / disposal value in USD	Incidental costs in USD	Tax-relevant amount in USD	Tax-relevant gain / loss in USD
	REG SHS ABB LTD CHF 1 03		CH0012221716					
50	12 09 2008 Purchase (from 1,000)		CHF 23.82	0 8946144	- 1,065 49	- 0.80	- 1,066 29	
500	26 08 2010 Purchase (from 1,000)		CHF 19 62	0 9861933	- 9,674.56	- 7.27	- 9,681 83	
-550	14 03.2013 Sale		CHF 21.73	1.0570266	12,633 05	- 9 51	12,623.54	1,875.42
500	26.08.2010 Purchase (from 1,000)		CHF 19.62	0.9861933	- 9,674 56	- 7.27	- 9,681.83	
600	03.07 2012 Purchase		CHF 15.71	1.0245902	- 9,657.79	- 7 27	- 9,665.06	
-1,100	11 11 2013 Custody acc withdr.							2)
	REG SHS KUEHNE + NAGEL INTERNATIONALE AG		CH0025238863					
	CHF 1 00							
30	17.02 2011 Purchase (from 150)		CHF 128.7957	1.0785741	- 4,167.47	- 3 13	- 4,170.60	
50	09 12 2011 Purchase		CHF 109.80	1.0496484	- 5,762.57	- 4 35	- 5,766 92	
-80	27 02 2013 Sale		CHF 106 70	1 0622477	9,067 35	- 6.85	9,060 50	- 877 02
	REG SHS NESTLE SA CHF 0 1		CH0038863350					
	CHF 371 75		CHF 371 75	0.7710695	- 2,866.45	- 2 47	- 2,868.92	
10	26.09.2005 Purchase (from 250)							
-10	30.06 2008 Split (from 750) (to CH0038863350)							
100	30 06 2008 Split (from 7,500) (from CH0012056047)							
-100	22 08.2013 Sale		CHF 62 05	1 0892060	6,758.52	- 5 12	6,753.40	3,884.48
30	26.09 2005 Purchase (from 250)		CHF 371.75	0.7710695	- 8,599.35	- 7 40	- 8,606.75	
-30	30.06 2008 Split (from 750) (to CH0038863350)							
300	30 06.2008 Split (from 7,500) (from CH0012056047)							
400	11.10.2011 Purchase		CHF 50,86276	1 1071745	- 22,525 57	- 16.94	- 22,542 51	
350	05.07.2012 Purchase		CHF 58 071	1 0146104	- 20,621.80	- 15 47	- 20,637.27	
200	24.07 2012 Purchase		CHF 58.511	1 0251679	- 11,996.72	- 9 02	- 12,005.74	
-1,250	11 11 2013 Custody acc. withdr							2)

2) P/L calculation not possible as sell data unknown



CREDIT SUISSE

3001 Bern

Private Banking

Capital gain and loss statement

COPY

Account holder

Hansjoerg Wyss Foundation
Ret

COUNTRY USA
HOLDING PERIOD MORE THAN ONE YEAR

CUSTOMER-NUMBER 0094-246457-4

DETAILS OF RECAPITULATION STOCKS

Amount or number	Description Relevant transaction and amount or number traded	Security no. Transaction currency and market price	Conversion rate transaction currency in USD	Acquisition / disposal value in USD	Incidental costs in USD	Tax-relevant amount in USD	Tax-relevant gain / loss in USD
150	REG.SHS SWISS RE AG CHF 0 1	CH0126881561	1.0494831	- 8,959.59	- 6.77	- 8,966.36	
-150	26.06.2012 Purchase 11.11.2013 Custody acc withdr (from 280)	CHF 56.91442					2)
250	REG SHS COMPAGNIE FINANCIERE RICHEMONT SA	CH0210483332	1.0473398	- 14,275.50	- 10.73	- 14,286.23	
-250	CHF 1 00 11.06.2012 Purchase (from 300) 27.09.2013 Exchange equities (to CH0210483332)	CHF 54.521					1)
250	27.09.2013 Exchange equities (from CH0045039655)						2)
-250	11.11.2013 Custody acc. withdr						

1) Tax treatment unclear, please ask your tax consultant

2) P/L calculation not possible as sell data unknown

NO:



Private Banking

3001 Bern

Capital gain and loss statement

COUNTRY: USA
 HOLDING PERIOD: MORE THAN ONE YEAR
 DETAILS OF RECAPITULATION STOCKS

Account holder

Hansjoerg Wyss Foundation
 Ret

COPY

CUSTOMER-NUMBER 0094- 246457-4

Amount or number	Relevant transaction and amount or number traded	Description	Security no. Transaction currency and market price	Conversion rate transaction currency in USD	Acquisition / disposal value in USD	Incidental costs in USD	Tax-relevant amount in USD	Tax-relevant gain / loss in USD
	Safekeeping n° 0094- 246457-45-2	Safekeeping account PORTFOLIO 3						

	Switzerland							

	REG SHS SYNGENTA LTD CHF 0.1		CH0011037469					
65	31.08.2005 Purchase (from 1,000)		CHF 132.80	0.8106684	- 6,997.69	- 6.02	- 7,003.71	
-65	13.03.2013 Sale		CHF 414.10	1.0582571	28,484.58	- 21.38	28,463.20	21,459.49
35	31.08.2005 Purchase (from 1,000)		CHF 132.80	0.8106684	- 3,767.99	- 3.24	- 3,771.23	
30	05.07.2012 Purchase		CHF 330.294	1.0146104	- 10,053.57	- 7.56	- 10,061.13	
-65	11.11.2013 Custody acc withdr. (from 95)							2)
	REG SHS ZURICH INSURANCE GROUP AG CHF 0.1		CH0011075394					
150	17.04.2009 Purchase (from 300)		CHF 188.00	0.8602891	- 24,260.15		- 24,260.15	
-150	11.11.2013 Custody acc withdr.							2)
	REG.SHS NOVARTIS INC CHF 0.5		CH0012005267					
550	17.09.2010 Purchase (from 800)		CHF 56.15	1.0154862	- 31,360.75	- 23.53	- 31,384.28	
700	02.05.2011 Purchase		CHF 51.55	1.1525385	- 41,589.35	- 31.23	- 41,620.58	
-1,250	11.11.2013 Custody acc. withdr. (from 1,750)							2)

2) P/L calculation not possible as sell data unknown

Account holder

Hansjoerg Wyss Foundation
Ret

COUNTRY USA
HOLDING PERIOD MORE THAN ONE YEAR

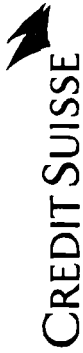
CUSTOMER-NUMBER 0094- 246457-4

DETAILS OF RECAPITULATION STOCKS

Amount or number	Description Relevant transaction and amount or number traded	Security no Transaction currency and market price	Conversion rate transaction currency in USD	Acquisition / disposal value in USD	Incidental costs in USD	Tax-relevant amount in USD	Tax-relevant gain / loss in USD
250 -250	SHS COMPAGNIE FINANCIERE RICHEMONT SA CHF 1 00 11.06.2012 Purchase (from 450) 15.03.2013 Sale	CH0045039655 CHF 54.521 CHF 79.40	1.0473398 1.0591537	- 14,275.50 21,024.20	- 10 73 - 15 78	- 14,286.23 21,008.42	6,722.19
230 220 -450	REG.SHS SWISS RE AG CHF 0.1 26.06.2012 Purchase (from 280) 11 01 2013 Purchase 11.11.2013 Custody acc. withdr.	CH0126881561 CHF 56.91442 CHF 69 3308	1.0494831 1 0750376	- 13,738 08 - 16,397 33	- 10.34 - 12.31	- 13,748.42 - 16,409.64	2)
100 350 -450	REG SHS COMPAGNIE FINANCIERE RICHEMONT SA CHF 1.00 11.06.2012 Purchase (from 450) 03.07.2012 Purchase 27 09.2013 Exchange equities (to CH0210483332)	CH0210483332 CHF 54 521 CHF 52.95	1 0473398 1.0245902	- 5,710 20 - 18,988.22	- 4 29 - 14.24	- 5,714 49 - 19,002.46	1) 2)
450 -450	27 09 2013 Exchange equities (from CH0045039655) 11 11.2013 Custody acc. withdr						
	DOMESTIC TOTAL (TRANSFERRED TO RECAPITULATION)					GAINS LOSSES	0.00 0.00
	FOREIGN TOTAL (TRANSFERRED TO RECAPITULATION)					GAINS LOSSES	57,877 38 - 2,747 49

1) Tax treatment unclear, please ask your tax consultant

2) P/L calculation not possible as sell data unknown



Private Banking

Capital gain and loss statement

COPY

3001 Bern

Account holder

COUNTRY USA
HOLDING PERIOD UP TO ONE YEAR

Hansjoerg Wyss Foundation
Ret

CUSTOMER-NUMBER 0094 - 246457-4

DETAILS OF RECAPITULATION OTHER INVESTMENTS

Amount or number	Description Relevant transaction and amount or number traded	Security no. Transaction currency and market price	Conversion rate transaction currency in USD	Acquisition / disposal value in USD	Incidental costs in USD	Tax-relevant amount in USD	Tax-relevant gain / loss in USD
	OTHER INVESTMENTS -----						
	Safekeeping n° 0094- 246457-45-1 Safekeeping account PORTFOLIO 2 -----						
	Germany -----						
	THESAURIERUNGS-ANTEILLE ISHARES DAX (R) UCITS ETF (DE)	DE0005933931					
120	14.12.2012 Purchase	EUR 68.74	1.3173500	- 10,866.56	- 16.31	- 10,882.87	
80	19.03.2013 Purchase	EUR 72.04	1.2925500	- 7,449.22	- 11.19	- 7,460.41	
-200	30.07.2013 Sale	EUR 74.328986	1.3232500	19,671.17	- 29.55	19,641.62	1,298.34
	United Kingdom -----						
	ACCUM UNITS AXA FRAMLINGTON - UK SELECT OPPORTUNITIES FUND CLASS -Z1- GBP	GB00B7FD4C20					
14,203.704	28.10.2013 Issue of fund units	GBP 1.296	1.6131000	- 29,693.94		- 29,693.94	
-14,203.704	01.11.2013 Rep of fund units	GBP 1.304	1.6045000	29,717.95		29,717.95	24.01

Account holder

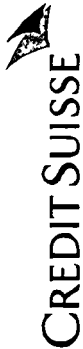
Hansjoerg Wyss Foundation
Ret

COUNTRY USA
HOLDING PERIOD UP TO ONE YEAR

CUSTOMER-NUMBER 0094- 246457-4

DETAILS OF RECAPITULATION. OTHER INVESTMENTS

Amount or number	Description Relevant transaction and amount or number traded	Security no. Transaction currency and market price	Conversion rate transaction currency in USD	Acquisition / disposal value in USD	Incidental costs in USD	Tax-relevant amount in USD	Tax-relevant gain / loss in USD
	Ireland -----						
20	ACCUM PTG SHS NOMURA FUNDS IRELAND PLC - JAPAN STRATEGIC VALUE FUND CLASS -A- JPY	IE00B3VTHJ49	0 0119069	- 2,255.50	- 3.41	- 2,258.91	
-20	12.12 2012 Issue of fund units	JPY 9,471 4013	0.0100923	2,955.42		2,955.42	696 51
	01.11.2013 Rep. of fund units (from 155)	JPY 14,641.951					
40	ACCUM PTG SHS ISHARES VII PLC - ISHARES MSCI JAPAN - B UCITS ETF (ACC) EXCHANGE TRADED FUNDS	IE00B53QDK08	0 0105994	- 4,176 59	- 6.29	- 4,182 88	
130	19 03 2013 Purchase	JPY 9,851	0 0103290	- 14,639 50	- 21 96	- 14,661 46	
-170	04 06 2013 Purchase	JPY 10,902 46	0.0100964	19,296.40	- 28.94	19,267.46	423.12
	01.11.2013 Sale (from 350)	JPY 11,242.446					
100	ACCUM PTG SHS ISHARES VII PLC - ISHARES MSCI EMU UCITS ETF EXCHANGE TRADED FUNDS EUR	IE00B53QG562	1.2565000	- 7,944 85	- 11.93	- 7,956.78	
-100	21 08 2012 Purchase (from 200)	EUR 63 23	1.3354000	9,861 93	- 14.82	9,847.11	1,890 33
50	06 08 2013 Sale	EUR 73 85	1 3163000	- 4,395.78	- 6.60	- 4,402 38	
-50	12 12 2012 Purchase (from 200)	EUR 66 79	1 3391500	5,006.08	- 7 53	4,998.55	596.17
150	22.08 2013 Sale (from 150)	EUR 74.765	1.3163000	- 13,187.35	- 19.79	- 13,207.14	
-150	12.12 2012 Purchase (from 200)	EUR 66.79	1.3528000	16,418.26	- 24 62	16,393.64	3,186.50
	01.11.2013 Sale	EUR 80.91					
150	SHS ISHARES PLC - ISHARES FTSE 100 UCITS ETF (INC) EXCHANGE TRADED FUND GBP	IE0005042456	1 5232000	- 1,467.30	- 2 24	- 1,469 54	
-150	19 03 2013 Purchase	GBP 6 422	1.6080000	1,615.32	- 2 50	1,612.82	143.28
	01.11 2013 Sale (from 3,000)	GBP 6.697					



Private Banking

3001 Bern

Capital gain and loss statement

COPY

Account holder

Hansjoerg Wyss Foundation
Ret

COUNTRY USA
HOLDING PERIOD UP TO ONE YEAR

CUSTOMER-NUMBER 0094-246457-4

DETAILS OF RECAPITULATION. OTHER INVESTMENTS

Amount or number	Description Relevant transaction and amount or number traded	Security no Transaction currency and market price	Conversion rate transaction currency in USD	Acquisition / disposal value in USD	Incidental costs in USD	Tax-relevant amount in USD	Tax-relevant gain / loss in USD
	Luxembourg -----						
750	SHS -A2- BLACKROCK GLOBAL FUNDS SICAV - EURO MARKETS FUND CAPITALISATION	LU0093502762	1 3163000	- 17,691.07	- 26.52	- 17,717.59	
-750	12.12.2012 Issue of fund units	EUR 17.92	1.3378000	22,053.63		22,053.63	4,336.04
	04.11.2013 Rep. of fund units (from 1,850)	EUR 21.98					
218 834	SHS -I2- ABERDEEN GLOBAL SICAV - EMERGING MARKETS EQUITY FUND CAPITALISATION	LU0231479717		- 16,115.24	- 3.44	- 16,115.24	
31.166	07.03.2013 Issue of fund units	USD 73 6414		- 2,263.47		- 2,266.91	
-250	19.03.2013 Issue of fund units	USD 72 6261		17,632.70		17,632.70	- 749.45
	04.11.2013 Rep. of fund units	USD 70.5308					
200	SHS -FBH CHF- CS INVESTMENT FUNDS 1 SICAV - CREDIT SUISSE (LUX) GLOBAL INFLATION LINKED	LU0324196582	1 0762525	- 26,805.14	- 40.20	- 26,845.34	
-200	23 07.2013 Issue of fund units	CHF 124.53	1 0882577	26,980.08		26,980.08	134.74
	04 11.2013 Rep of fund units (from 500)	CHF 123.96					
150	SHS -EBH CHF- CS INVESTMENT FUNDS 1 SICAV - CREDIT SUISSE (LUX) EMERGING MARKET LOCAL BOND	LU0340003366	1.0529087	- 18,535.40	- 27.80	- 18,563.20	
-150	08 03 2013 Issue of fund units	CHF 117.36	1.0882577	17,662.42		17,662.42	- 900.78
	04 11 2013 Rep of fund units (from 650)	CHF 108.20					
250	SHS -EBH CHF- CS INVESTMENT FUNDS 1 SICAV - CREDIT SUISSE (LUX) GLOBAL VALUE BOND FUND	LU0417724175	1 0529087	- 37,317.72	- 55.96	- 37,373.68	
-250	08 03.2013 Issue of fund units	CHF 141.77	1 0882577	38,973.23		38,973.23	1,599.55
	04 11.2013 Rep. of fund units (from 650)	CHF 143.25					

Account holder

Hansjoerg Wyss Foundation
ReC

COUNTRY USA
HOLDING PERIOD UP TO ONE YEAR

CUSTOMER-NUMBER 0094 - 246457-4

DETAILS OF RECAPITULATION OTHER INVESTMENTS

Amount or number	Description Relevant transaction and amount or number traded	Security no. Transaction currency and market price	Conversion rate transaction currency in USD	Acquisition / disposal value in USD	Incidental costs in USD	Tax-relevant amount in USD	Tax-relevant gain / loss in USD
150	SHS -FBH CHF- CS INVESTMENT FUNDS 1 SICAV - CREDIT SUISSE (LUX) PREMIUM CREDIT CORE BOND	LU0439683516	1.0529087	- 18,413 79	- 27 64	- 18,441 43	
-150	08.03.2013 Issue of fund units 04.11.2013 Rep. of fund units (from 650)	CHF 116 59 CHF 119 95	1 0882577	19,580.48		19,580 48	1,139.05
10	UNITS -F- CREDIT SUISSE EQUITY FUND (LUX) FCP - SMALL AND MID CAP GERMANY CAPITALISATION	LU0492887194	1 2988500	- 16,016 64	- 24.03	- 16,040.67	
-10	19.03.2013 Issue of fund units 04.11.2013 Rep. of fund units	EUR 1,233.14 EUR 1,515 38	1 3378000	20,272 75		20,272 75	4,232 08
	Switzerland -----						
250	UNITS ISHARES ETF (CH) - ISHARES SMI (R) (CH)	CH0008899764	1.0663823	- 17,837 91	- 13 38	- 17,851 29	
-250	19 09.2012 Purchase	CHF 66 91	1.0582571	21,035.51	- 15.79	21,019 72	3,168.43
300	13.03.2013 Sale (from 650)	CHF 79.51	1.0858942	- 26,607 07	- 19.98	- 26,627 05	
-300	16 08.2013 Purchase 01 11.2013 Sale	CHF 81 6748 CHF 84.49	1 0978153	27,826.32	- 20.86	27,805 46	1,178.41
40	UNITS ISHARES ETF (CH) - ISHARES SMIM (R) (CH)	CH0019852802	1.0750376	- 5,822.42	- 4.39	- 5,826.81	
-40	11.01.2013 Purchase (from 100)	CHF 135.4004	1.0692328	6,468 27	- 4.86	6,463 41	636.60
60	19 07.2013 Sale	CHF 151 236	1.0750376	- 8,733 64	- 6.58	- 8,740 22	
90	11 01.2013 Purchase (from 100)	CHF 135 4004	1 0246952	- 13,913 21	- 10 45	- 13,923 66	
-150	21 05.2013 Purchase 16.08.2013 Sale	CHF 150 8658 CHF 153.697	1.0858942	25,034.80	- 18 78	25,016 02	2,352.14

Account holder

Hansjoerg Wyss Foundation
Ret

COUNTRY USA
HOLDING PERIOD UP TO ONE YEAR

CUSTOMER-NUMBER 0094- 246457-4

DETAILS OF RECAPITULATION · OTHER INVESTMENTS

Amount or number	Description Relevant transaction and amount or number traded	Security no Transaction currency and market price	Conversion rate transaction currency in USD	Acquisition / disposal value in USD	Incidental costs in USD	Tax-relevant amount in USD	Tax-relevant gain / loss in USD
0.072	REG SHS OF CORP.REG. CREDIT SUISSE	CH0184183876					
-0.072	INSTITUTIONAL MASTER FUND (CSIMF) UMBRELLA - 27.06.2013 Stock dividend 01.11.2013 Rep. of fund units (from 10.072)	CHF 1,128.37 CHF 1,309.44	1.0544074 1.0978153	- 85.67 103.50		- 85.67 103.50	17.83

Account holder

Hansjoerg Wyss Foundation
Ret

COUNTRY USA
HOLDING PERIOD UP TO ONE YEAR

CUSTOMER-NUMBER 0094 - 246457-4

DETAILS OF RECAPITULATION: OTHER INVESTMENTS

Amount or number	Relevant transaction and amount or number traded	Description	Security no Transaction currency and market price	Conversion rate transaction currency in USD	Acquisition / disposal value in USD	Incidental costs in USD	Tax-relevant amount in USD	Tax-relevant gain / loss in USD
	Safekeeping n° 0094 - 246457-45-2	Safekeeping account PORTFOLIO 3						
	Germany							
	THESAURIERUNGS-ANTEILLE ISHARES DAX (R) UCITS ETF (DE)		DE0005933931					
250	14.12.2012 Purchase		EUR 68 74	1 3173500	- 22,638.66	- 33 97	- 22,672.63	
200	19.03.2013 Purchase		EUR 72 39	1 2925500	- 18,713 54	- 28 07	- 18,741.61	
-450	30.07.2013 Sale		EUR 74 328986	1.3232500	44,260.12	- 66 40	44,193.72	2,779.48
	United Kingdom							
	ACCUM UNITS AXA FRAMLINGTON - UK SELECT OPPORTUNITIES FUND CLASS -Z1- GBP		GB00B7FD4C20					
27,314 815	28.10.2013 Issue of fund units		GBP 1.296	1 6131000	- 57,103.74		- 57,103.74	
-27,314.815	01.11.2013 Rep. of fund units		GBP 1.304	1.6045000	57,149.91		57,149.91	46 17
	Ireland							
	ACCUM PTG SHS ISHARES VII PLC - ISHARES MSCI EMU UCITS ETF EXCHANGE TRADED FUNDS EUR		IE00B53QG562					
250	19.03.2013 Purchase (from 550)		EUR 70 36	1 2988500	- 22,846 77	- 34.28	- 22,881.05	
-250	22.08.2013 Sale (from 450)		EUR 74.765	1 3391500	25,030 39	- 37.56	24,992.83	2,111.78
300	19.03.2013 Purchase (from 550)		EUR 70 36	1 2988500	- 27,416 13	- 41.13	- 27,457.26	
-300	01.11.2013 Sale		EUR 80 91	1 3528000	32,836 51	- 49.25	32,787.26	5,330.00

Account holder

Hansjoerg Wyss Foundation
Ret

COUNTRY USA
HOLDING PERIOD UP TO ONE YEAR

CUSTOMER-NUMBER 0094-246457-4

DETAILS OF RECAPITULATION: OTHER INVESTMENTS

Amount or number	Description Relevant transaction and amount or number traded	Security no. Transaction currency and market price	Conversion rate transaction currency in USD	Acquisition / disposal value in USD	Incidental costs in USD	Tax-relevant amount in USD	Tax-relevant gain / loss in USD
450	SHS ISHARES PLC - ISHARES FTSE 100 UCITS ETF (INC) EXCHANGE TRADED FUND GBP	IE0005042456	1.5232000	- 4,427.26	- 6.67	- 4,433.93	
-450	01.11.2013 Purchase	GBP 6 459	1.6080000	4,845.95	- 7.39	4,838.56	404.63
	01.11.2013 Sale (from 6,200)	GBP 6 697					
	Luxembourg						

800	SHS -A2- BLACKROCK GLOBAL FUNDS SICAV - EURO	LU0093502762	1.2884500	- 17,522.92	- 26.28	- 17,549.20	
1,000	MARKETS FUND CAPITALISATION	EUR 17 00	1.2927500	- 23,023.88	- 34.52	- 23,058.40	
	19 11 2012 Issue of fund units	EUR 17 81	1.3378000	52,928.72		52,928.72	12,321.12
-1,800	04 12 2012 Issue of fund units	EUR 21 98					
	04.11.2013 Rep. of fund units (from 4,000)						
713.588	SHS -I2- ABERDEEN GLOBAL SICAV - EMERGING	LU0231479717					
86.412	MARKETS EQUITY FUND CAPITALISATION	USD 73 6414					
	07.03 2013 Issue of fund units	USD 72 2651					
-800	20.03 2013 Issue of fund units	USD 70 5308					
	04 11 2013 Rep of fund units						
	04 11 2013 Rep of fund units						
	SHS -FBH CHF- CS INVESTMENT FUNDS 1 SICAV -	LU0324196582					
120	CREDIT SUISSE (LUX) GLOBAL INFLATION LINKED	CHF 124.24	1.0788650	- 16,084.58	- 24.11	- 16,108.69	
200	07.08.2013 Issue of fund units	CHF 124.32	1.0707785	- 26,623.84	- 39.94	- 26,663.78	
-320	09 08 2013 Issue of fund units	CHF 123.96	1.0882577	43,168.14		43,168.14	395.67
	04 11 2013 Rep of fund units (from 800)						

CUSTOMER-NUMBER 0094- 246457-4

COUNTRY HOLDING PERIOD USA UP TO ONE YEAR

Account holder

Hansjoerg Wyss Foundation
Ret

DETAILS OF RECAPITULATION: OTHER INVESTMENTS

Amount or number	Description Relevant transaction and amount or number traded	Security no. Transaction currency and market price	Conversion rate transaction currency in USD	Acquisition / disposal value in USD	Incidental costs in USD	Tax-relevant amount in USD	Tax-relevant gain / loss in USD
15	UNITS -F- CREDIT SUISSE EQUITY FUND (LUX) FCP - SMALL AND MID CAP GERMANY CAPITALISATION	LU0492887194	1 2988500	- 24,024.96	- 36.04	- 24,061.00	
-15	19.03.2013 Issue of fund units 04.11.2013 Rep. of fund units	EUR 1,233.14 EUR 1,515.38	1.3378000	30,409.13		30,409.13	6,348.13
	Switzerland -----						
50	UNITS ISHARES ETF (CH) - ISHARES SMI (R) (CH)	CH0008899764	1 1002916	- 3,423 56	- 2.58	- 3,426 14	
480	05 03 2012 Purchase (from 300)	CHF 62 23	1.0627557	- 30,484 93	- 22.88	- 30,507.81	
-530	16.05.2012 Purchase (from 700)	CHF 59 76	1 0750376	41,718 88	- 31.34	41,687.54	7,753.59
220	11 01 2013 Sale	CHF 73 2206	1.0627557	- 13,972.26	- 10.49	- 13,982.75	
-220	16.05.2012 Purchase (from 700)	CHF 59 76	1.0582571	18,506.59	- 13 92	18,492.67	4,509.92
450	13.03.2013 Sale	CHF 79.49	1.0858942	- 39,910.57	- 29 97	- 39,940.54	
-450	16.08.2013 Purchase	CHF 81 6748	1 0978153	41,739 49	- 31.29	41,708 20	1,767 66
	01 11 2013 Sale	CHF 84 49					
80	UNITS ISHARES ETF (CH) - ISHARES SMIM (R) (CH)	CH0019852802	1 0750376	- 11,644.83	- 8 75	- 11,653 58	
-80	11.01.2013 Purchase (from 170)	CHF 135.4004	1.0692328	12,936.54	- 9 73	12,926.81	1,273 23
90	19.07 2013 Sale	CHF 151.236	1 0750376	- 13,100 44	- 9.85	- 13,110 29	
160	11.01.2013 Purchase (from 170)	CHF 135.4004	1 0246952	- 24,734 66	- 18.60	- 24,753.26	
-160	21 05 2013 Purchase	CHF 150 8658	1 0858942	41,724 67	- 31.33	41,693 34	3,829.79
-250	16.08.2013 Sale	CHF 153.697					
0 435	UNITS CREDIT SUISSE INSTITUTIONAL MASTER FUND (CSIMF) - CSIMF SWISS REAL ESTATE SECURITIES	CH0108887701	1 0544074	- 505.22		- 505.22	
-0 435	27.06 2013 Stock dividend 01.11.2013 Rep of fund units (from 26 02)	CHF 1,101 48 CHF 1,104.74	1 0978153	527 57		527.57	22 35

Account holder

Hansjoerg Wyss Foundation
Ret

COUNTRY HOLDING PERIOD USA UP TO ONE YEAR

CUSTOMER-NUMBER 0094- 246457-4

DETAILS OF RECAPITULATION. OTHER INVESTMENTS

Amount or number	Description Relevant transaction and amount or number traded	Security no Transaction currency and market price	Conversion rate transaction currency in USD	Acquisition / disposal value in USD	Incidental costs in USD	Tax-relevant amount in USD	Tax-relevant gain / loss in USD
18.620	REG.SHS OF CORP.REG CREDIT SUISSE	CH0184183876					
1.885	31.05.2010 Issue of fund units (from 100)	CHF 943 34	0 8668516	- 15,226 24		- 15,226.24	
-20.505	21.06.2012 Stock dividend	CHF 899 30	1 0497035	- 1,779 46		- 1,779 46	
20	09.03.2013 Merger (from 120) (to CH0184183876)						
0.145	09.03.2013 Merger (from 117.041) (from CH011227980)						
-20 145	27.06.2013 Stock dividend	CHF 1,128 37	1 0544074	- 172 50		- 172.50	
	01 11 2013 Rep of fund units	CHF 1,309 44	1 0978153	28,958 88		28,958 88	11,780 68
	DOMESTIC TOTAL (TRANSFERRED TO RECAPITULATION)					GAINS	0.00
	-----					LOSSES	0 00
	FOREIGN TOTAL (TRANSFERRED TO RECAPITULATION)					GAINS	87,727.33
	-----					LOSSES	- 4,029.15
	-----						-----

Account holder

Hansjoerg Wyss Foundation
Ret

COUNTRY USA
HOLDING PERIOD MORE THAN ONE YEAR

CUSTOMER-NUMBER 0094- 246457-4

DETAILS OF RECAPITULATION. OTHER INVESTMENTS

Amount or number	Relevant transaction and amount or number traded	Description	Security no Transaction currency and market price	Conversion rate transaction currency in USD	Acquisition / disposal value in USD	Incidental costs in USD	Tax-relevant amount in USD	Tax-relevant gain / loss in USD
	Safekeeping n° 0094- 246457-45-1	Safekeeping account PORTFOLIO 2						

	United Kingdom							

650	ACCUM UNITS AXA FRAMLINGTON - UK SELECT		GB0003501581					
-650	09 05.2011 Issue of fund units (from 1,500)		GBP 21 32	1.6201000	- 22,451 35	- 33 70	- 22,485.05	
	28 10 2013 Rep of fund units		GBP 28 32	1 6131000	29,693 94		29,693.94	7,208 89
	Ireland							

45	ACCUM PTG SHS NOMURA FUNDS IRELAND PLC - JAPAN		IE00B3VTHJ49					
-45	29 06.2011 Issue of fund units (from 400)		JPY 10,149.456	0.0123381	- 5,635.12	- 8 46	- 5,643.58	
135	19 03.2013 Rep of fund units		JPY 12,550.409	0 0106106	5,992.53		5,992 53	348.95
-135	29 06 2011 Issue of fund units (from 400)		JPY 10,149 456	0 0123381	- 16,905 37	- 25.37	- 16,930.74	
	01 11 2013 Rep. of fund units (from 155)		JPY 14,641 951	0 0100923	19,949 08		19,949 08	3,018.34
	ACCUM.PTG.SHS ISHARES VII PLC - ISHARES MSCI		IE00B53QDK08					
20	JAPAN - B UCITS ETF (ACC) EXCHANGE TRADED FUNDS							
100	25.02 2010 Purchase (from 1,000)		JPY 8,124.263	0.0110442	- 1,794 52	- 2 69	- 1,797.21	
-120	17 01 2011 Purchase (from 280)		JPY 8,552	0 0120475	- 10,303.02	- 15 47	- 10,318.49	
180	23.08 2013 Sale		JPY 10,805 36	0 0101585	13,171.95	- 19 79	13,152.16	1,036.46
-180	17 01.2011 Purchase (from 280)		JPY 8,552	0 0120475	- 18,545 44	- 27.85	- 18,573 29	
	01 11.2013 Sale (from 350)		JPY 11,242.446	0 0100964	20,431 48	- 30 65	20,400.83	1,827.54

Account holder

Hansjoerg Wyss Foundation
Ret

COUNTRY USA
HOLDING PERIOD MORE THAN ONE YEAR

CUSTOMER-NUMBER 0094- 246457-4

DETAILS OF RECAPITULATION: OTHER INVESTMENTS

Amount or number	Description Relevant transaction and amount or number traded	Security no. Transaction currency and market price	Conversion rate transaction currency in USD	Acquisition / disposal value in USD	Incidental costs in USD	Tax-relevant amount in USD	Tax-relevant gain / loss in USD
50	ACCUM.PTG SHS ISHARES VII PLC - ISHARES MSCI EMU UCITS ETF EXCHANGE TRADED FUNDS EUR	IE00B53QG562	1.3799000	- 3,959.62	- 5.94	- 3,965.56	
-50	26.10.2011 Purchase (from 350)	EUR 57.39	1.2988500	4,546.62	- 6.84	4,539.78	574.22
150	19.03.2013 Sale	EUR 70.01	1.3799000	- 11,878.87	- 17.83	- 11,896.70	
150	26.10.2011 Purchase (from 350)	EUR 57.39	1.3114001	- 11,625.56	- 17.44	- 11,643.00	
-300	25.01.2012 Purchase	EUR 59.10	1.3286500	29,152.12	- 43.72	29,108.40	5,568.70
100	30.07.2013 Sale	EUR 73.1372	1.2565000	- 7,944.85	- 11.93	- 7,956.78	
-100	21.08.2012 Purchase (from 200)	EUR 63.23	1.3391500	10,012.15	- 15.05	9,997.10	2,040.32
	22.08.2013 Sale (from 150)	EUR 74.765					
	SHS ISHARES PLC - ISHARES FTSE 100 UCITS ETF (INC) EXCHANGE TRADED FUND GBP	IE0005042456					
1,400	21.01.2009 Purchase (from 6,000)	GBP 4.0849	1.4308000	- 8,182.54	- 12.27	- 8,194.81	
-1,400	04.06.2013 Sale	GBP 6.5336	1.5538500	14,213.13	- 21.37	14,191.76	5,996.95
1,350	21.01.2009 Purchase (from 6,000)	GBP 4.0849	1.4308000	- 7,890.31	- 11.84	- 7,902.15	
1,500	29.06.2011 Purchase	GBP 5.827	1.6065500	- 14,042.92	- 21.11	- 14,064.03	
-2,850	01.11.2013 Sale (from 3,000)	GBP 6.697	1.6080000	30,691.01	- 47.57	30,643.44	8,677.26
	Luxembourg						
	SHS -A2- BLACKROCK GLOBAL FUNDS SICAV - EURO MARKETS FUND CAPITALISATION	LU0093502762					
650	26.01.2012 Issue of fund units (from 1,000)	EUR 15.12	1.3090500	- 12,865.34	- 19.31	- 12,884.65	
450	20.09.2012 Issue of fund units	EUR 17.13	1.2963000	- 9,992.53	- 14.97	- 10,007.50	
-1,100	04.11.2013 Rep of fund units (from 1,850)	EUR 21.98	1.3378000	32,345.33		32,345.33	9,453.18

CUSTOMER-NUMBER 0094- 246457-4

DETAILS OF RECAPITULATION: OTHER INVESTMENTS

Amount or number	Description Relevant transaction and amount or number traded	Security no Transaction currency and market price	Conversion rate transaction currency in USD	Acquisition / disposal value in USD	Incidental costs in USD	Tax-relevant amount in USD	Tax-relevant gain / loss in USD
230	SHS -A2- ABERDEEN GLOBAL SICAV - EMERGING MARKETS EQUITY FUND CAPITALISATION	LU0132412106					
-230	02.11.2010 Issue of fund units (from 1,100)	USD 62.23		- 14,312.90	- 21.47	- 14,334.37	
	07.03.2013 Rep. of fund units	USD 70.0662		16,115.23		16,115.23	1,780.86
150	UNITS -B- CREDIT SUISSE BOND FUND (LUX) FCP - INFLATION LINKED (SFR) CAPITALISATION	LU0175163889					
-150	20.04.2011 Issue of fund units (from 700)	CHF 111.73	1.1335298	- 18,997.39	- 28.49	- 19,025.88	
350	28.02.2013 Rep. of fund units	CHF 115.28	1.0614021	18,353.77		18,353.77	- 672.11
-350	20.04.2011 Issue of fund units (from 700)	CHF 111.73	1.1335298	- 44,327.25	- 66.48	- 44,393.73	
	28.06.2013 Rep. of fund units	CHF 113.51	1.0536853	41,861.34		41,861.34	- 2,532.39
100	SHS -FBH CHF- CS INVESTMENT FUNDS 1 SICAV - CREDIT SUISSE (LUX) GLOBAL INFLATION LINKED	LU0324196582					
-100	02.06.2010 Issue of fund units (from 700)	CHF 109.97	0.8685079	- 9,550.98	- 14.32	- 9,565.30	
300	28.02.2013 Rep. of fund units	CHF 129.66	1.0568032	13,702.51		13,702.51	4,137.21
-300	02.06.2010 Issue of fund units (from 700)	CHF 109.97	0.8685079	- 28,652.94	- 42.97	- 28,695.91	
	04.11.2013 Rep. of fund units (from 500)	CHF 123.96	1.0882577	40,470.13		40,470.13	11,774.22
500	SHS -EBH CHF- CS INVESTMENT FUNDS 1 SICAV - CREDIT SUISSE (LUX) EMERGING MARKET LOCAL BOND	LU0340003366					
-500	05.06.2012 Issue of fund units	CHF 105.49	1.0415582	- 54,936.99	- 82.39	- 55,019.38	
	04.11.2013 Rep. of fund units (from 650)	CHF 108.20	1.0882577	58,874.74		58,874.74	3,855.36
400	SHS -EBH CHF- CS INVESTMENT FUNDS 1 SICAV - CREDIT SUISSE (LUX) GLOBAL VALUE BOND FUND	LU0417724175					
-400	14.05.2010 Issue of fund units (from 2,000)	CHF 130.14	0.8670771	- 45,136.57	- 67.70	- 45,204.27	
	04.11.2013 Rep. of fund units (from 650)	CHF 143.25	1.0882577	62,357.17		62,357.17	17,152.90

Account holder

Hansjoerg Wyss Foundation
Ret

COUNTRY USA
HOLDING PERIOD MORE THAN ONE YEAR

CUSTOMER-NUMBER 0094- 246457-4

DETAILS OF RECAPITULATION: OTHER INVESTMENTS

Amount or number	Relevant transaction and amount or number traded	Description	Security no Transaction currency and market price	Conversion rate transaction currency in USD	Acquisition / disposal value in USD	Incidental costs in USD	Tax-relevant amount in USD	Tax-relevant gain / loss in USD
400	SHS -FBH CHF- CS INVESTMENT FUNDS 1 SICAV - CREDIT SUISSE (LUX) PREMIUM CREDIT CORE BOND	10 08.2009 Issue of fund units (from 2,100)	LU0439683516	0 9334453	- 37,337 81	- 56.01	- 37,393.82	
100	05.06.2012 Issue of fund units		CHF 109 76	1 0415582	- 11,432.14	- 17 13	- 11,449.27	
-500	04 11.2013 Rep. of fund units (from 650)		CHF 119 95	1 0882577	65,268 26		65,268.26	16,425.17
8	SHS -F- CREDIT SUISSE SICAV ONE (LUX) SICAV - EUROPEAN EQUITY DIVIDEND PLUS CAPITALISATION	24 02.2011 Issue of fund units (from 35)	LU0445923476	1 3829000	- 13,134 12	- 19.71	- 13,153 83	
-8	19.03.2013 Rep. of fund units		EUR 1,364 90	1 2988500	14,182 40		14,182 40	1,028.57
7	24.02.2011 Issue of fund units (from 35)		EUR 1,187 19	1 3829000	- 11,492 35	- 17.24	- 11,509 59	
-7	04.11.2013 Rep. of fund units		EUR 1,513 79	1.3378000	14,176.04		14,176.04	2,666 45
500	SHS -FBH CHF- CS INVESTMENT FUNDS 1 SICAV - CREDIT SUISSE (LUX) EUROPEAN SOVEREIGN PLUS	31.05 2012 Issue of fund units	LU0554756014	1 0407993	- 47,252 29	- 70 88	- 47,323.17	
-500	04 11 2013 Rep. of fund units		CHF 106.22	1 0882577	57,797 37		57,797.37	10,474.20
	Switzerland	-----						
300	UNITS ISHARES ETF (CH) - ISHARES SMI (R) (CH)	29 09 2011 Purchase (from 800)	CH000899764	1 0873111	- 18,511 47	- 13 88	- 18,525.35	
-300	11 01 2013 Sale		CHF 56.75	1 0750376	23,614 49	- 17.74	23,596.75	5,071.40
400	29.09.2011 Purchase (from 800)		CHF 56 75	1 0873111	- 24,681 96	- 18.51	- 24,700.47	
-400	13.03 2013 Sale (from 650)		CHF 79 51	1 0582571	33,656 81	- 25.27	33,631 54	8,931.07

CUSTOMER-NUMBER 0094 - 246457-4

DETAILS OF RECAPITULATION OTHER INVESTMENTS

Amount or number	Description Relevant transaction and amount or number traded	Security no. Transaction currency and market price	Conversion rate Transaction currency in USD	Acquisition / disposal value in USD	Incidental costs in USD	Tax-relevant amount in USD	Tax-relevant gain / loss in USD
20.100	REG SHS OF CORP.REG CREDIT SUISSE INSTITUTIONAL MASTER FUND (CSIMF) UMBRELLA -	CH0184183876					
-20.100	28.04 2010 Issue of fund units (from 150)	CHF 1,003.50	0.9196248	- 18,549.15		- 18,549.15	
19.604	09.03.2013 Merger (from 30.353) (to CH0184183876)						
-19.604	09.03 2013 Merger (from 29.604) (from CH0112277980)	CHF 1,211.93	1.0573619	25,121.54		25,121.54	6,572.39
9.900	28.04 2010 Rep of fund units	CHF 1,003.50	0.9196248	- 9,136.15		- 9,136.15	
0.353	21.06 2012 Issue of fund units (from 150)	CHF 899.30	1.0497035	- 333.23		- 333.23	
-10.253	09.03 2013 Stock dividend						
	09.03 2013 Merger (from 30.353) (to CH0184183876)						
10	09.03 2013 Merger (from 29.604) (from CH0112277980)	CHF 1,309.44	1.0978153	14,375.23		14,375.23	4,905.85
-10	01.11.2013 Rep. of fund units (from 10.072)						

Account holder

Hansjoerg Wyss Foundation
Ret

COUNTRY USA
HOLDING PERIOD MORE THAN ONE YEAR

CUSTOMER-NUMBER 0094- 246457-4

DETAILS OF RECAPITULATION: OTHER INVESTMENTS

Amount or number	Description Relevant transaction and amount or number traded	Security no Transaction currency and market price	Conversion rate transaction currency in USD	Acquisition / disposal value in USD	Incidental costs in USD	Tax-relevant amount in USD	Tax-relevant gain / loss in USD
	Safekeeping n° 0094- 246457-45-2 Safekeeping account PORTFOLIO 3 ----- United Kingdom -----						
3.000	ACCUM SHS THREADNEEDLE INVESTMENT FUNDS ICVC - EUROPEAN SMALLER COMPANIES FUND RETAIL CLASS	GB0002771383	1 3090500	- 15,128 95	- 22.71	- 15,151.66	
-3.000	25.01.2012 Issue of fund units (from 5,000) 20.03 2013 Rep. of fund units	EUR 3.8524 EUR 5.2916	1 2858500	20,412 61		20,412.61	5,260.95
1.250	ACCUM. UNITS AXA FRAMLINGTON - UK SELECT OPPORTUNITIES FUND CLASS -R- RETAIL GBP	GB0003501581	1.5981000	- 43,228.61	- 64.86	- 43,293.47	
-1.250	01.07.2011 Issue of fund units (from 1,500) 28.10 2013 Rep of fund units	GBP 21.64 GBP 28 32	1 6131000	57,103 74		57,103 74	13,810 27
	Guernsey -----						
186.072	PFD SHS PREMIUM PORTFOLIO FUND PCC LTD GLOBAL DYNAMIC CELL CHF	GG00B2NVJZ19	0 9376905	- 17,447 79	- 26.17	- 17,473.96	
-186 072	26.05.2009 Issue of fund units (from 2,500) 13.07.2009 Change sec. number (from 2,500) (to GG00B2NVJZ19)	CHF 100 00					
200	13.07 2009 Change sec. number (from 2,687 13) (from XF0040639384)						
500	01.11 2011 Purchase	CHF 98.00	1 1165076	- 54,708.87	- 82 06	- 54,790 93	
-700	01 11.2013 Sale	CHF 101.50	1 0978153	77,999.78	- 117.03	77,882.75	5,617 86

CUSTOMER-NUMBER 0094-246457-4

DETAILS OF RECAPITULATION OTHER INVESTMENTS

Amount or number	Description Relevant transaction and amount or number traded	Security no Transaction currency and market price	Conversion rate transaction currency in USD	Acquisition / disposal value in USD	Incidental costs in USD	Tax-relevant amount in USD	Tax-relevant gain / loss in USD
200	PPF SHS ASIAN ALTERNATIVE STRATEGIES FUND LTD CHF	GG00B5LDHJ04	1 1206993	- 22,413.99	- 33.62	- 22,447.61	
-200	13.04.2011 Issue of fund units (from 600) 01.11.2013 Sale	CHF 100.00 CHF 107.00	1.0978153	23,493.25	- 35.24	23,458.01	1,010.40
500	PPF.SHS PREMIUM PORTFOLIO FUND PCC LIMITED GLOBAL DIVERSIFIED CELL CHF	GG00B554NN54	0 9322271	- 46,611.36	- 69.92	- 46,681.28	
-500	18.06.2009 Issue of fund units (from 2,600) 01.11.2013 Sale	CHF 100.00 CHF 103.50	1 0978153	56,811.94	- 85.24	56,726.70	10,045.42
	Ireland -----						
300	ACCUM.PTG.SHS NOMURA FUNDS IRELAND PLC - JAPAN STRATEGIC VALUE FUND CLASS -A- JPY	IE00B3VTHJ49	0 0123381	- 37,567.50	- 56.38	- 37,623.88	
-300	29.06.2011 Issue of fund units (from 600) 01.11.2013 Rep. of fund units	JPY 10,149.456 JPY 14,641.951	0 0100923	44,331.29		44,331.29	6,707.41
250	ACCUM.PTG.SHS ISHARES VII PLC - ISHARES MSCI JAPAN - B UCITS ETF (ACC) EXCHANGE TRADED FUNDS	IE00B53QDK08	0 0121014	- 24,580.97	- 36.90	- 24,617.87	
-250	01.12.2010 Purchase (from 500) 23.08.2013 Sale	JPY 8,125 JPY 10,805.36	0.0101585	27,441.56	- 41.21	27,400.35	2,782.48
10	01.12.2010 Purchase (from 500)	JPY 8,125	0.0121014	- 983.24	- 1.48	- 984.72	
440	17.01.2011 Purchase	JPY 8,553	0 0120475	- 45,338.60	- 68.01	- 45,406.61	
-450	01.11.2013 Sale (from 700)	JPY 11,245	0.0100964	51,030.31	- 76.64	51,013.67	4,622.34
250	04.06.2013 Purchase	JPY 10,902.46	0 0103290	- 28,152.88	- 42.24	- 28,195.12	
-250	01.11.2013 Sale (from 700)	JPY 11,245	0 0100964	28,383.50	- 42.58	28,340.92	145.80



CREDIT SUISSE

3001 Bern

Private Banking

Capital gain and loss statement

COPY

Account holder

Hansjoerg Wyss Foundation
Ret

COUNTRY USA
HOLDING PERIOD MORE THAN ONE YEAR

CUSTOMER-NUMBER 0094- 246457-4

DETAILS OF RECAPITULATION. OTHER INVESTMENTS

Amount or number	Relevant transaction and amount or number traded	Description	Security no. Transaction currency and market price	Conversion rate transaction currency in USD	Acquisition / disposal value in USD	Incidental costs in USD	Tax-relevant amount in USD	Tax-relevant gain / loss in USD
	ACCUM.PTG.SHS ISHARES VII PLC - ISHARES MSCI EMU UCITS ETF EXCHANGE TRADED FUNDS EUR		IE00B53QG562					
150	26.10.2011 Purchase (from 400)		EUR 57.39	1.3799000	- 11,878.87	- 17.82	- 11,896.69	
600	25.01.2012 Purchase (from 800)		EUR 59.04	1.3114001	- 46,455.04	- 69.71	- 46,524.75	
-750	30.07.2013 Sale		EUR 73.1372	1.3286500	72,880.30	- 109.32	72,770.98	14,349.54
200	25.01.2012 Purchase (from 800)		EUR 59.04	1.3114001	- 15,485.01	- 23.24	- 15,508.25	
-200	22.08.2013 Sale (from 450)		EUR 74.765	1.3391500	20,024.31	- 30.05	19,994.26	4,486.01
	SHS ISHARES PLC - ISHARES FTSE 100 UCITS ETF (INC) EXCHANGE TRADED FUND GBP		IE0005042456					
100	21.01.2009 Purchase (from 7,000)		GBP 4.0849	1.4308000	- 584.47	- 0.88	- 585.35	
2,450	13.01.2011 Purchase (from 8,200)		GBP 5.999	1.5989001	- 23,499.91	- 35.25	- 23,535.16	
-2,550	04.06.2013 Sale		GBP 6.5336	1.5538500	25,888.20	- 38.86	25,849.34	1,728.83
5,750	13.01.2011 Purchase (from 8,200)		GBP 5.999	1.5989001	- 55,152.86	- 82.73	- 55,235.59	
-5,750	01.11.2013 Sale (from 6,200)		GBP 6.697	1.6080000	61,920.46	- 94.36	61,826.10	6,590.51
	Luxembourg							
	SHS -A2- BLACKROCK GLOBAL FUNDS SICAV - EURO MARKETS FUND CAPITALISATION		LU0093502762					
1,300	17.01.2011 Issue of fund units (from 1,900)		EUR 17.10	1.3411500	- 29,813.76	- 44.73	- 29,858.49	
900	20.09.2012 Issue of fund units		EUR 17.13	1.2963000	- 19,985.06	- 30.01	- 20,015.07	
-2,200	04.11.2013 Rep. of fund units (from 4,000)		EUR 21.98	1.3378000	64,690.66		64,690.66	14,817.10
	SHS -A2- ABERDEEN GLOBAL SICAV - EMERGING MARKETS EQUITY FUND CAPITALISATION		LU0132412106					
750	02.11.2010 Issue of fund units (from 1,000)		USD 62.23		- 46,672.50	- 70.03	- 46,742.53	
-750	07.03.2013 Rep. of fund units		USD 70.0662		52,549.65		52,549.65	5,807.12

Account holder

Hansjoerg Wyss Foundation
Ret

COUNTRY USA
HOLDING PERIOD MORE THAN ONE YEAR

CUSTOMER-NUMBER 0094 - 246457-4

DETAILS OF RECAPITULATION. OTHER INVESTMENTS

Amount or number	Description Relevant transaction and amount or number traded	Security no. Transaction currency and market price	Conversion rate transaction currency in USD	Acquisition / disposal value in USD	Incidental costs in USD	Tax-relevant amount in USD	Tax-relevant gain / loss in USD
	SHS -FBH CHF- CS INVESTMENT FUNDS 1 SICAV - CREDIT SUISSE (LUX) GLOBAL INFLATION LINKED	LU03244196582					
120	02.06.2010 Issue of fund units (from 700)	CHF 109.97	0.8685079	- 11,461.18	- 17.19	- 11,478.37	
-120	28.02.2013 Rep. of fund units	CHF 129.66	1.0568032	16,443.01		16,443.01	4,964.64
380	02.06.2010 Issue of fund units (from 700)	CHF 109.97	0.8685079	- 36,293.73	- 54.43	- 36,348.16	
100	02.08.2011 Issue of fund units	CHF 118.93	1.3140604	- 15,628.12	- 23.45	- 15,651.57	
-480	04.11.2013 Rep. of fund units (from 800)	CHF 123.96	1.0882577	64,752.20		64,752.20	12,752.47
	SHS -EBH CHF- CS INVESTMENT FUNDS 1 SICAV - CREDIT SUISSE (LUX) EMERGING MARKET LOCAL BOND	LU0340003366					
700	05.06.2012 Issue of fund units	CHF 105.49	1.0415582	- 76,911.78	- 115.35	- 77,027.13	
-700	04.11.2013 Rep. of fund units	CHF 108.20	1.0882577	82,424.64		82,424.64	5,397.51
	SHS -FBH CHF- CS INVESTMENT FUNDS 1 SICAV - CREDIT SUISSE (LUX) PREMIUM CREDIT CORE BOND	LU0439683516					
700	10.08.2009 Issue of fund units (from 2,500)	CHF 100.00	0.9334453	- 65,341.17	- 98.01	- 65,439.18	
-700	04.11.2013 Rep. of fund units	CHF 119.95	1.0882577	91,375.56		91,375.56	25,936.38
	SHS -F- CREDIT SUISSE SICAV ONE (LUX) SICAV - EUROPEAN EQUITY DIVIDEND PLUS CAPITALISATION	LU0445923476					
15	24.02.2011 Issue of fund units (from 40)	EUR 1,187.19	1.3829000	- 24,626.47	- 36.95	- 24,663.42	
-15	19.03.2013 Rep. of fund units	EUR 1,364.90	1.2988500	26,592.01		26,592.01	1,928.59
15	24.02.2011 Issue of fund units (from 40)	EUR 1,187.19	1.3829000	- 24,626.47	- 36.95	- 24,663.42	
-15	04.11.2013 Rep. of fund units	EUR 1,513.79	1.3378000	30,377.22		30,377.22	5,713.80
	SHS -FBH CHF- CS INVESTMENT FUNDS 1 SICAV - CREDIT SUISSE (LUX) EUROPEAN SOVEREIGN PLUS	LU0554756014					
500	05.06.2012 Issue of fund units	CHF 91.90	1.0415582	- 47,859.60	- 71.81	- 47,931.41	
-500	04.11.2013 Rep. of fund units	CHF 106.22	1.0882577	57,797.37		57,797.37	9,865.96

CUSTOMER-NUMBER 0094- 246457-4

DETAILS OF RECAPITULATION OTHER INVESTMENTS

Amount or number	Description Relevant transaction and amount or number traded	Security no. Transaction currency and market price	Conversion rate transaction currency in USD	Acquisition / disposal value in USD	Incidental costs in USD	Tax-relevant amount in USD	Tax-relevant gain / loss in USD
25 382	CREDIT SUISSE SOLUTIONS (LUX) SICAV - CREDIT SUISSE SOLUTIONS (LUX) PRIMA MULTI-STRATEGY	LU05666061908	1.0419923	- 26,447.85	- 39 67	- 26,487.52	
-25.382	06.10.2010 Issue of fund units (from 100)	CHF 1,000.00					
	14.10.2010 Change sec number (from 100) (to LU0522194348)	CHF 1,000 00					
25 382	14.10.2010 Change sec number (from 98.184) (from XF0040655794)	CHF 1,000 00					
-25.382	16.12.2010 Exchange (from 98 184) (to LU05666061908)						
25	16.12.2010 Exchange (from 98 184) (from LU0522194348)						
-25	01.11.2013 Sale	CHF 1,055.00	1.0978153	28,954 88	- 43 42	28,911.46	1)
45	SHS T CHF CREDIT SUISSE SICAV ONE (LUX) SICAV - COMMODITY-ALLOCATION CAPITALISATION	LU0656520649					
-45	19.12.2011 Issue of fund units (from 75)	CHF 877 81	1.0657572	- 42,098.95	- 63.15	- 42,162.10	
	04.11.2013 Rep of fund units	CHF 733 97	1 0840108	35,803 41		35,803.41	- 6,358 69
30	CREDIT SUISSE SOLUTIONS (LUX) SICAV - CREDIT SUISSE SOLUTIONS (LUX) PRIMA GROWTH PRIMA	LU0678259853					
-30	19.10.2011 Issue of fund units (from 40)	CHF 1,000 00	1 1357183	- 34,071 55	- 51.11	- 34,122.66	
	01.11.2013 Sale	CHF 1,070 00	1 0978153	35,239.87	- 52.86	35,187 01	1,064.35
	Switzerland -----						
10	UNITS JULIUS BAER PRECIOUS METALS - JULIUS BAER PHYSICAL GOLD FUND CLASS -A- (CHF)	CH0044781232					
-10	15.07.2009 Purchase (from 70)	CHF 1,067.90	0.9347542	- 9,982.24	- 7.49	- 9,989.73	
	30.04.2013 Sale	CHF 1,568 7197	1 0643960	16,697 39	- 12.56	16,684.83	6,695.10
10	15.07.2009 Purchase (from 70)	CHF 1,067.90	0 9347542	- 9,982 24	- 7.49	- 9,989.73	
-10	01.11.2013 Sale	CHF 1,386 00	1 0978153	15,215 72	- 11 42	15,204 30	5,214 57

1) Tax treatment unclear, please ask your tax consultant



CREDIT SUISSE

3001 Bern

Private Banking

Capital gain and loss statement

COPY

36 / 37

PAGE

Account holder

Hansjoerg Wyss Foundation
Ret

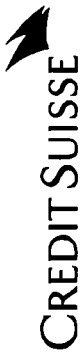
COUNTRY USA
HOLDING PERIOD MORE THAN ONE YEAR

CUSTOMER-NUMBER 0094- 246457-4

DETAILS OF RECAPITULATION: OTHER INVESTMENTS

Amount or number	Description Relevant transaction and amount or number traded	Security no Transaction currency and market price	Conversion rate transaction currency in USD	Acquisition / disposal value in USD	Incidental costs in USD	Tax-relevant amount in USD	Tax-relevant gain / loss in USD
50	UNITS ISHARES ETF II (CH) - ISHARES GOLD CHF HEDGED (CH) CLASS -A-	CH0104136285	0 9915716	- 5,364.79	- 4 02	- 5,368.81	
150	16.10.2009 Purchase (from 800)	CHF 108 2078	1 0945110	- 26,563.01	- 19.97	- 26,582.98	
-200	26.04 2012 Purchase	CHF 161.7954	1.0978153	27,785.71	- 20.86	27,764.85	- 4,186.94
	01 11 2013 Sale	CHF 126.55					
25	UNITS CREDIT SUISSE INSTITUTIONAL MASTER FUND (CSIMF) - CSIMF SWISS REAL ESTATE SECURITIES	CH0108887701	0 9500285	- 24,516.67		- 24,516.67	
0 585	10.08 2010 Issue of fund units (from 280)	CHF 1,032 25	1.0497035	- 703.88		- 703.88	
-25 585	21 06 2012 Stock dividend	CHF 1,146.24	1 0978153	31,029.50		31,029.50	5,808.95
	01 11 2013 Rep of fund units (from 26 02)	CHF 1,104 74					
200	UNITS CREDIT SUISSE REAL ESTATE FUND GLOBAL	CH0139851676	1.0860122	- 21,720.24		- 21,720.24	
-200	25 11 2011 New issue (from 350)	CHF 100 00	1.0978153	19,563.07	- 14 65	19,548.42	- 2,171.82
	01.11.2013 Sale	CHF 89.10					
18 115	REG.SHS OF CORP.REG. CREDIT SUISSE INSTITUTIONAL MASTER FUND (CSIMF) UMBRELLA -	CH0184183876	0 9196248	- 16,717 31		- 16,717 31	
81 380	28 04 2010 Issue of fund units (from 200)	CHF 1,003 50	0.8668516	- 66,547 34		- 66,547 34	
-99 494	31.05.2010 Issue of fund units (from 100)	CHF 943 34					
	09.03.2013 Merger (from 120) (to CH0184183876)						
97 041	09.03.2013 Merger (from 117 041) (from CH0112277980)						
-97.041	18 03 2013 Rep of fund units	CHF 1,211.93	1.0573619	124,353.05		124,353.05	41,088.40
0 145	27 06 2013 Stock dividend	CHF 1,128.37	1.0544074	- 172.50		- 172.50	
-0 145	01 11 2013 Rep of fund units (from 20 145)	CHF 1,309 44	1 0978153	208 44		208.44	35.94

NO:



Private Banking

3001 Bern

Capital gain and loss statement

Account holder

Hansjoerg Wyss Foundation
Ret

COUNTRY USA
HOLDING PERIOD MORE THAN ONE YEAR

DETAILS OF RECAPITULATION OTHER INVESTMENTS

CUSTOMER-NUMBER 0094 - 246457-4

Amount or number	Description Relevant transaction and amount or number traded	Security no Transaction currency and market price	Conversion rate transaction currency in USD	Acquisition / disposal value in USD	Incidental costs in USD	Tax-relevant amount in USD	Tax-relevant gain / loss in USD
	DOMESTIC TOTAL (TRANSFERRED TO RECAPITULATION) -----					GAINS LOSSES	0.00 0.00 -----
	FOREIGN TOTAL (TRANSFERRED TO RECAPITULATION) -----					GAINS LOSSES	364,775.16 - 15,921.95 -----

EXPLANATION OF CAPITAL GAINS AND LOSS STATEMENT

GENERAL REMARKS

The capital gains and loss statement refers to the period specified on page 1.

COMPLETENESS

The bank assumes no responsibility for the completeness of the content and information provided in the capital gains and loss statement.

CONTENT

The FIFO method (first in/first out) is used for calculating capital gains and losses. The capital gains and loss statement contains the capital gains and losses from the period specified for safekeeping accounts held under your relationship number.

The capital gains and loss statement includes securities transactions for which the date of purchase does not date back more than 10 years prior to the start of tax assessment year, on which this capital gains and loss statement is based.

This statement is a summary of information pertaining to securities over the specified period for which you have already been sent separate advice.

Column 1 contains the number or nominal value of the securities sold that are relevant for the calculation of the capital gains and losses. If only part of a batch of purchased securities is sold, there is a note to this effect in column 2.

Columns 3-8 contain all additional information that is necessary for calculating the amount relevant for taxation purposes.

Column 9 indicates profit and loss information relevant for taxation purposes. This is the selling price less the acquisition price. Income-related expenses and ancillary charges are already included here.

The capital gains and loss statement covers the capital gains and losses described above only. With regard to earnings, please refer to the separate capital statement of earnings that can be ordered from your client advisor.

NOTE ON THE CURRENCY

The statement is in the currency of your registered domicile. Foreign currencies are converted using the average exchange rate at the end of trading on the respective transaction day.

ITEMS NOT INCLUDED

- a) Foreign-exchange forwards and non-exchange-traded, over-the-counter (OTC) derivatives such as forwards, swaps and structured products based on underlyings

including interest, foreign exchange/currencies, metals, equities/indices/bonds or commodities and non-exchange-traded, over-the-counter (OTC) options based on underlyings including interest, foreign exchange/currencies, metals, equities/indices/bonds or commodities are generally not included. Earnings subject to tax from sales transactions with precious metals are not included in the list of sales transactions

- b) Sales of foreign currencies may result in a capital gain or loss relevant for taxation purposes. However, such sales are not included in this list.
- c) Personal loan accounts are not listed
- d) Capital gains and losses are not calculated for securities that are acquired through delivery, e.g. reverse convertible notes, warrants, options, etc.
- e)

INFORMATION SPECIFIC TO RECEIPTS AND SAFEKEEPING ACCOUNT TRANSFERS

No capital gains and losses can be included for securities kept in safekeeping accounts held under different customer numbers, the acquisition price in a transfer of the securities cannot be taken into consideration.

You are exclusively responsible for your acquisition price in receipts and transfers. They are indicated in footnote 7 in your capital gains and loss statement.

INFORMATION ON CORPORATE ACTIONS

Corporate actions are capital measures such as capital increases and reductions, transformations (mergers, demergers, changes in legal form), liquidations, conversions, options, deliveries, etc.

The date and time of the entries for securities from a corporate action may deviate from the original purchase data and time relevant for taxation purposes.

USE FOR TAXATION PURPOSES

The capital gains and loss statement does not take into account the taxation rules and regulations of your tax domicile. Therefore, the values listed cannot be used for taxation purposes without being checked first.

DISCLAIMER

These general remarks cannot replace a comprehensive tax advisory service. The bank issues statements with as much detail as possible. Due to the complexity and varying taxation rules and requirements, the Bank cannot assume any liability for the completeness or correctness.

CREDIT SUISSE AG

Attachment to Form 990-PF

As provided in Revenue Ruling 2002-28, the HJW Foundation is reporting its activities up to its merger into the Wyss Foundation on its final Form 990-PF. Upon the transfer of HJW Foundation's assets in the merger, the Wyss Foundation succeeded to certain tax attributes of the HJW Foundation, which will be reported on the Wyss Foundation's 2013 Form 990-PF. These tax attributes include the HJW Foundation's qualifying distributions and net value of non-charitable use assets reported in Part V, the value of non-charitable use assets reported in Part X, distributable amount reported in Part XI, qualifying distributions reported in Part XII, and the excess distributions carryover in Part XIII.

Entity #: 2770907
Date Filed 09/17/2013
Effective Date: 12/31/2013
Carol Aichele
Secretary of the Commonwealth

PENNSYLVANIA DEPARTMENT OF STATE
CORPORATION BUREAU

Articles/Certificate of Merger
(15 Pa.C.S.)

- Domestic Business Corporation (§ 1926)
 Domestic Nonprofit Corporation (§ 5926)
 Limited Partnership (§ 8547)

PENNCORP SERVICEGROUP, INC.
600 NORTH SECOND STREET
PO BOX 1210
HARRISBURG, PA 17108-1210

Document will be returned to the name

Commonwealth of Pennsylvania
ARTICLES OF MERGER-NONPROFIT 21 Page(s)



T1328264206

In compliance with the requirements of the applicable provisions (relating to articles of merger or consolidation), the undersigned, desiring to effect a merger, hereby state that:

1. The name of the corporation surviving the merger is: Wyss Foundation

2. (Check and complete one of the following):

The surviving corporation is a domestic nonprofit corporation and the (a) address of its current registered office in this Commonwealth or (b) name of its commercial registered office provider and the county of venue is (the Department is hereby authorized to correct the following information to conform to the records of the Department):

(a) 1302 Wrights Lane East West Chester, PA 19380 Chester
Number and Street City State Zip County

(b) c/o _____
Name of Commercial Registered Office Provider County

_____ The surviving corporation is a qualified foreign nonprofit corporation incorporated under the laws of _____ and the (a) address of its current registered office in this Commonwealth or (b) name of its commercial registered office provider and the county of venue is (the Department is hereby authorized to correct the following information to conform to the records of the Department):

(a) _____
Number and Street City State Zip County

(b) c/o _____
Name of Commercial Registered Office Provider County

_____ The surviving corporation is a nonqualified foreign nonprofit corporation incorporated under the laws of _____ and the address of its principal office under the laws of such domiciliary jurisdiction is: _____
Number and Street City State Zip County

US_ACTIVE-103481619-DOPATEL 09/27/2013 3:44 PM

2013 SEP 17 AM 9:52
PA DEPT OF STATE
2013 OCT 44 AM 11:25
- OF STATE

IN TESTIMONY WHEREOF, each undersigned corporation has caused these Articles of Merger to be signed by a duly authorized officer thereof this 29th day of AUGUST, 2013.

HJW FOUNDATION

By [Signature]
Title Managing Trustee / Chairman

WYSS FOUNDATION

By [Signature]
Title Managing Trustee / Chairman

Exhibit A

AGREEMENT AND PLAN OF MERGER

THIS AGREEMENT AND PLAN OF MERGER ("Agreement") dated as of the 28th day of August, 2013 by and between:

HJW Foundation, a Pennsylvania nonprofit corporation (the "Merging Corporation"); and

Wyss Foundation, a Pennsylvania nonprofit corporation (the "Surviving Corporation")

(the Surviving Corporation and the Merging Corporation being herein sometimes collectively referred to as the "Constituent Corporations").

WITNESSETH:

WHEREAS, the Constituent Corporations desire that the Merging Corporation be merged with and into the Surviving Corporation upon the terms and conditions set forth herein;

WHEREAS, the Board of Directors of the Merging Corporation has adopted resolutions approving this Agreement in accordance with the Pennsylvania Nonprofit Corporation Law of 1988 (the "PA Act"); and

WHEREAS, the Board of Directors of the Surviving Corporation has adopted resolutions approving this Agreement in accordance with the PA Act.

NOW, THEREFORE, in consideration of the mutual covenants and agreements herein contained, and intending to be legally bound hereby, the Merging Corporation and the Surviving Corporation hereby agree as follows:

1. **Terms of Merger.** On the Effective Date (as hereinafter defined), the Merging Corporation shall be merged with and into the Surviving Corporation pursuant to the provisions of the PA Act.
2. **Surviving Corporation.** The corporation surviving the Merger shall be the Surviving Corporation.
3. **Effective Date.** If this Agreement is not terminated as contemplated by Section 7 hereof, Articles of Merger (the "Articles of Merger"), executed in accordance with the PA Act, shall be delivered to the Pennsylvania Secretary of State for filing. The Merger shall become effective on Dec-31, 2013 at 11:59 p.m. (the "Effective Date").
4. **Articles of Incorporation.** The Articles of Incorporation of the Surviving Corporation as in effect on the Effective Date, from and after the Effective Date and until further amended as provided by applicable law, shall be, and may be separately certified as, the Articles of Incorporation of the Surviving Corporation.
5. **Bylaws.** Upon the Effective Date, the Amended and Restated Bylaws of the Surviving Corporation attached hereto as Exhibit 1 and incorporated herein by reference shall be the Bylaws of the Surviving Corporation.

6. **Directors and Officers.** Upon the Effective Date, the Board of Directors of the Surviving Corporation shall consist of those persons listed on Exhibit 2 attached hereto and incorporated herein by reference, and the officers of the Surviving Corporation shall be the persons listed on Exhibit 3 attached hereto and incorporated herein by reference. Such persons shall serve at the pleasure of the Surviving Corporation's Board of Directors and in accordance with the Bylaws of the Surviving Corporation.


7. **Termination and Amendment.** This Agreement may be terminated by the Boards of Directors of either the Surviving Corporation or the Merging Corporation at any time prior to the Effective Date. In addition, the Boards of Directors of the Surviving Corporation and the Merging Corporation may amend this Agreement at any time prior to the Effective Date.

8. **Miscellaneous.** Upon the Effective Date, all the property, rights, privileges, franchises, patents, trademarks, licenses, registrations and other assets of every kind and description of the Merging Corporation shall be transferred to, vested in and devolve upon the Surviving Corporation without further act or deed and all property, rights, and every other interest of the Surviving Corporation and the Merging Corporation shall be as effectively the property of the Surviving Corporation as they were of the Surviving Corporation and the Merging Corporation respectively. The Merging Corporation hereby agrees from time to time, as and when requested by the Surviving Corporation or by its successors or assigns, to execute and deliver or cause to be executed and delivered all such deeds and instruments and to take or cause to be taken such further or other action as the Surviving Corporation may deem necessary or desirable in order to vest in and confirm to the Surviving Corporation title to and possession of any property of the Merging Corporation acquired or to be acquired by reason of or as a result of the Merger herein provided for and otherwise to carry out the intent and purposes hereof and the proper officers and Directors of the Merging Corporation and the proper officers and Directors of the Surviving Corporation are fully authorized in the name of the Merging Corporation or otherwise to take any and all such action.

IN WITNESS WHEREOF, the Surviving Corporation and the Merging Corporation have caused this Agreement to be executed as of the date first above written.


HJW FOUNDATION

By: _____


Hansjörg Wyss, Chairman

WYSS FOUNDATION

By: _____


Hansjörg Wyss, Chairman